

Monthly Report

Auditor's Cash Basis



May 2022

www.claycountymo.gov/departments/auditor

Victor Hurlbert, CGAP

Clay County, Missouri Auditor

Table of Contents

Statement of Unencumbered cash as of May 31, 2022	Page 3
Statement of Revenues and Expenditures for the one month ended May 31, 2022	Page 4
Statement of Revenues and Expenditures for the five months ended May 31, 2022	Page 5
Revenues for the one month and five months ended May 31, 2022	Page 6
Expenditures for the one month and five months ended May 31, 2022	Page 8
Comparison of Revenues – one month ended May 31, 2022 and 2021	Page 10
Comparison of Expenditures – one month ended May 31, 2022 and 2021	Page 12
Comparison of Revenues – five months ended May 31, 2022 and 2021	Page 14
Comparison of Expenditures – five months ended May 31, 2022 and 2021	Page 16

Clay County, Missouri
Statement of Unencumbered Cash
As of May 31, 2022

Fund Name	Fund Number	Eden Cash Balance	Less Encumbrances	Less Warrants Payable	Unencumbered Cash
General	100	\$ 15,083,217.12	\$ 1,632,710.28	\$ -	\$ 13,450,506.84
CARES Act	219	-	-	-	-
Road & Bridge	220	4,031,739.55	138,746.99	-	3,892,992.56
Emerg. Rental Assist. Prog. 1.0	221	17,170.52	-	-	17,170.52
Emerg. Rental Assist. Prog. 2.0	222	228,895.61	68,713.48	-	160,182.13
American Rescue Plan Act	224	14,254,841.46	12,529,217.13	-	1,725,624.33
Park	240	3,049,272.70	846,446.86	-	2,202,825.84
Prosecutor Training	260	32,873.26	-	-	32,873.26
Delinquent Sales Tax	264	9,373.96	-	-	9,373.96
Prosecutor Contingency	265	15,374.13	-	-	15,374.13
Prosecutor Check Collection	266	10,614.64	-	-	10,614.64
Law Enforcement Training	271	19,951.72	295.00	-	19,656.72
Work Release Program	272	1,297.00	-	-	1,297.00
Civil Fees	278	82,360.86	89.85	-	82,271.01
Law Enforcement	279	1,041,158.85	299,270.67	-	741,888.18
Emergency Communications	282	179,869.93	165,901.43	-	13,968.50
Assessor	285	2,536,478.83	38,043.18	-	2,498,435.65
Inmate Security	286	138,454.68	21,650.58	-	116,804.10
Law Enforcement Capital Reserve	289	27,765.18	22,219.00	-	5,546.18
TIF	290	1,882,369.45	-	-	1,882,369.45
Federal Equitable Sharing	292	215,306.54	464.00	-	214,842.54
Domestic Violence	293	24,384.64	-	-	24,384.64
Use Tax - Capital Projects	300	1,793,863.57	639,823.24	-	1,154,040.33
Use Tax - Road & Bridge	301	1,605,425.83	126,998.63	-	1,478,427.20
Use Tax - Parks & Trails	302	760,323.81	420,769.41	-	339,554.40
Tax Collection Software	305	140,205.77	24,333.62	-	115,872.15
Health Benefits	315	1,914,690.30	-	-	1,914,690.30
Bond Construction Fund	400	3,861,825.79	-	-	3,861,825.79
Airport Construction	401	1,148,324.32	150,223.48	-	998,100.84
LINC	403	24,712.86	-	-	24,712.86
Sheriff D.A.R.E.	504	11,855.13	-	-	11,855.13
Prosecutor Retirement	611	9,642.00	-	-	9,642.00
Land Trustee Agency Fund	790	9,363.27	-	-	9,363.27
Records Preservation	933	1,411,755.88	5,000.00	-	1,406,755.88
Collector TMF	943	280,929.28	-	-	280,929.28
K-9	944	11,085.78	-	-	11,085.78
Sheriff Revolving	946	57,837.25	-	-	57,837.25
		\$ 55,924,611.47	\$ 17,130,916.83	\$ -	\$ 38,793,694.64

Clay County, Missouri
Statement of Revenues and Expenditures - Cash Basis
For the one month ended May 31, 2022

Fund Name	Fund Number	Revenues	Expenditures	Net
General	100	\$ 1,555,092.69	\$ 2,742,556.30	\$ (1,187,463.61)
CARES Act	219	-	-	-
Road & Bridge	220	443,603.79	238,960.02	204,643.77
Emerg. Rental Assist. Prog. 1.0	221	(21.03)	150.00	(171.03)
Emerg. Rental Assist. Prog. 2.0	222	(25.75)	16,533.06	(16,558.81)
American Rescue Plan Act	224	(21.61)	5,032,509.08	(5,032,530.69)
Park	240	502,430.10	384,058.00	118,372.10
Prosecutor Training	260	1,888.07	4,954.65	(3,066.58)
Delinquent Sales Tax	264	107.62	-	107.62
Prosecutor Contingency	265	-	530.41	(530.41)
Prosecutor Check Collection	266	1,351.20	340.18	1,011.02
Law Enforcement Training	271	1,489.99	1,885.00	(395.01)
Work Release Program	272	826.50	-	826.50
Civil Fees	278	203.04	2,524.35	(2,321.31)
Law Enforcement	279	1,989,327.10	1,793,217.50	196,109.60
Emergency Communications	282	162,996.61	162,711.83	284.78
Law Library	283	-	-	-
Assessor	285	19,920.64	257,298.57	(237,377.93)
Inmate Security	286	1,872.78	23,572.00	(21,699.22)
Law Enforcement Capital Reserve	289	3,750.00	-	3,750.00
TIF	290	419,878.31	1,047,039.20	(627,160.89)
Federal Equitable Sharing	292	11,617.06	21,868.99	(10,251.93)
Domestic Violence	293	2,811.85	-	2,811.85
Use Tax - Capital Projects	300	301,343.64	139,862.37	161,481.27
Use Tax - Road & Bridge	301	301,350.61	42,332.89	259,017.72
Use Tax - Parks & Trails	302	301,299.50	24,104.07	277,195.43
Tax Collection Software	305	1,075.17	60,000.00	(58,924.83)
Debt Service	310	-	-	-
Health Benefits	315	571,139.96	678,280.63	(107,140.67)
Bond Construction Fund	400	-	-	-
Airport Construction	401	112,857.43	177,789.63	(64,932.20)
LINC	403	(0.57)	-	(0.57)
Sheriff DARE	504	3,499.83	-	3,499.83
Sheriff Emerg. Fug. Apprehension	506	-	-	-
Prosecutor Retirement	611	-	969.00	(969.00)
Land Trustee Agency Fund	790	-	-	-
Records Preservation	933	41,802.84	35,468.05	6,334.79
Collector TMF	943	52,140.40	26,941.76	25,198.64
K-9	944	519.86	2,057.15	(1,537.29)
Sheriff Revolving	946	4,435.55	16,721.72	(12,286.17)
		\$ 6,810,563.18	\$ 12,935,236.41	\$ (6,124,673.23)

Clay County, Missouri
Statement of Revenues and Expenditures - Cash Basis
For the five months ended May 31, 2022

Fund Name	Fund Number	Revenues	Expenditures	Net
General	100	\$ 15,259,723.05	\$ 13,910,438.55	\$ 1,349,284.50
CARES Act	219	-	-	-
Road & Bridge	220	7,226,391.63	4,135,112.40	3,091,279.23
Emerg. Rental Assist. Prog. 1.0	221	497.57	123,979.02	(123,481.45)
Emerg. Rental Assist. Prog. 2.0	222	865,023.94	810,925.47	54,098.47
American Rescue Plan Act	224	35,624.59	7,775,994.15	(7,740,369.56)
Park	240	2,211,881.64	1,840,364.98	371,516.66
Prosecutor Training	260	7,032.31	7,429.65	(397.34)
Delinquent Sales Tax	264	523.77	963.71	(439.94)
Prosecutor Contingency	265	17,646.44	4,625.87	13,020.57
Prosecutor Check Collection	266	2,616.59	2,097.26	519.33
Law Enforcement Training	271	5,621.04	21,647.00	(16,025.96)
Work Release Program	272	1,422.00	3,231.04	(1,809.04)
Civil Fees	278	50,000.00	19,394.45	30,605.55
Law Enforcement	279	10,433,613.10	9,438,457.86	995,155.24
Emergency Communications	282	417,121.63	240,618.55	176,503.08
Law Library	283	-	-	-
Assessor	285	2,950,674.59	1,485,152.48	1,465,522.11
Inmate Security	286	208,128.00	77,120.40	131,007.60
Law Enforcement Capital Reserve	289	18,750.00	4,515.08	14,234.92
TIF	290	2,478,692.45	1,529,514.49	949,177.96
Federal Equitable Sharing	292	31,977.95	33,349.04	(1,371.09)
Domestic Violence	293	10,208.87	-	10,208.87
Use Tax - Capital Projects	300	1,410,635.60	1,397,365.34	13,270.26
Use Tax - Road & Bridge	301	1,409,568.89	825,824.55	583,744.34
Use Tax - Parks & Trails	302	1,409,629.92	1,953,102.29	(543,472.37)
Tax Collection Software	305	206,057.93	101,444.45	104,613.48
Debt Service	310	3,618,191.03	3,618,191.03	-
Health Benefits	315	2,928,228.40	2,923,420.67	4,807.73
Bond Construction Fund	400	121.99	1,191,586.51	(1,191,464.52)
Airport Construction	401	739,672.77	550,736.56	188,936.21
LINC	403	38.26	-	38.26
Sheriff DARE	504	6,016.21	-	6,016.21
Sheriff Emerg. Fug. Apprehension	506	117,751.85	49,631.73	68,120.12
Prosecutor Retirement	611	12,000.00	4,845.00	7,155.00
Land Trustee Agency Fund	790	-	-	-
Records Preservation	933	213,382.64	171,589.49	41,793.15
Collector TMF	943	585,371.14	486,793.15	98,577.99
K-9	944	550.71	6,060.68	(5,509.97)
Sheriff Revolving	946	32,387.48	90,968.88	(58,581.40)
		\$ 54,922,775.98	\$ 54,836,491.78	\$ 86,284.20

Clay County, Missouri
Revenues for the one month and five months ended May 31, 2022
Cash Basis

	2022					% Over/Under Budget
	One month ended 05/31/22	Five months ended 05/31/22	Budget (less Carryover)	Amount Under (Over) Budget		
100 General Fund						
Sales and Use Taxes	\$ 1,240,328.06	\$ 6,546,741.40	\$ 15,211,044	\$ 8,664,302.60		43.04%
Property Taxes	15,163.61	1,793,511.49	1,830,738	37,226.51		97.97%
Marriage Licenses	1,735.95	5,840.07	14,400	8,559.93		40.56%
Amusement Licenses	312.00	147,697.74	142,000	(5,697.74)		104.01%
Auctioneer Licenses	-	104.00	500	396.00		20.80%
Liquor Licenses	39,716.37	41,452.95	130,000	88,547.05		31.89%
Permits/Applications	1,870.00	17,430.00	25,000	7,570.00		69.72%
Inspection Fees	2,510.00	14,180.00	30,000	15,820.00		47.27%
Building Permits	6,901.60	66,815.04	150,000	83,184.96		44.54%
Fee Office Charges	190,267.34	5,387,856.61	6,446,400	1,058,543.39		83.58%
Service Fees	17,857.51	45,027.09	154,800	109,772.91		29.09%
Court Fines & Fees	-	-	-	-		0.00%
Retail Sales	-	-	-	-		0.00%
Concession & Commission	208.66	1,111.49	700	(411.49)		158.78%
Leases	5,250.00	26,250.00	63,000	36,750.00		41.67%
Surplus Property Sales	-	-	-	-		0.00%
Interest Earned	(209.12)	52,610.83	150,000	97,389.17		35.07%
From Federal Government	2,240.00	14,728.00	82,000	67,272.00		17.96%
From State of Missouri	6,344.91	549,612.53	5,441,765	4,892,152.47		10.10%
From Other Counties	-	5,336.43	25,000	19,663.57		21.35%
From Cities	-	-	-	-		0.00%
Other Non-governmental Reimb	-	1,405.00	-	(1,405.00)		0.00%
Miscellaneous Reimbursements	-	7,018.21	2,500.00	(4,518.21)		280.73%
Gifts & Donations	-	-	-	-		0.00%
Other Misc. Revenue	5,046.25	167,290.45	79,907	(87,383.71)		209.36%
Transfers In From Other Funds	19,549.55	367,703.72	-	(367,703.72)		0.00%
Total General Fund	1,555,092.69	15,259,723.05	29,979,754	14,720,030.69		

Clay County, Missouri
Revenues for the one month and five months ended May 31, 2022
Cash Basis

			2022		% Over/Under Budget
	One month ended 05/31/22	Five months ended 05/31/22	Budget (less Carryover)	Amount Under (Over) Budget	
219 CARES Act	-	-	-	-	0.00%
220 Road & Bridge	443,603.79	7,226,391.63	7,649,789	423,397.77	94.47%
221 Emerg. Rental Assist. Prog. 1.0	(21.03)	497.57	-	(497.57)	0.00%
222 Emerg. Rental Assist. Prog. 2.0	(25.75)	865,023.94	864,152	(871.94)	100.10%
224 American Rescue Plan Act	(21.61)	35,624.59	-	(35,624.59)	0.00%
240 Park	502,430.10	2,211,881.64	4,419,813	2,207,931.36	50.04%
260 Prosecutor Training	1,888.07	7,032.31	13,100	6,067.69	53.68%
264 Delinquent Sales Tax	107.62	523.77	1,050	526.23	49.88%
265 Prosecutor Contingency	-	17,646.44	17,647	0.56	100.00%
266 Prosecutor Check Collection	1,351.20	2,616.59	13,125	10,508.41	19.94%
271 Law Enforcement Training	1,489.99	5,621.04	18,925	13,303.96	29.70%
272 Work Release Program	826.50	1,422.00	13,000	11,578.00	10.94%
278 Civil Fees	203.04	50,000.00	50,000	-	100.00%
279 Law Enforcement	1,989,327.10	10,433,613.10	23,222,298	12,788,684.98	44.93%
282 Emergency Communications	162,996.61	417,121.63	957,225	540,103.37	43.58%
283 Law Library	-	-	100,000	100,000.00	0.00%
285 Assessor	19,920.64	2,950,674.59	3,286,818	336,143.41	89.77%
286 Inmate Security	1,872.78	208,128.00	222,000	13,872.00	93.75%
289 Law Enforcement Capital Reserve	3,750.00	18,750.00	45,000	26,250.00	41.67%
290 TIF	419,878.31	2,478,692.45	4,808,000	2,329,307.55	51.55%
292 Federal Equitable Sharing	11,617.06	31,977.95	119,084	87,106.05	26.85%
293 Domestic Violence	2,811.85	10,208.87	23,100	12,891.13	44.19%
300 Use Tax - Capital Projects	301,343.64	1,410,635.60	2,262,000	851,364.40	62.36%
301 Use Tax - Road & Bridge	301,350.61	1,409,568.89	2,257,500	847,931.11	62.44%
302 Use Tax - Parks & Trails	301,299.50	1,409,629.92	2,260,000	850,370.08	62.37%
305 Tax Collection Software	1,075.17	206,057.93	225,000	18,942.07	91.58%
310 Debt Service	-	3,618,191.03	3,618,191	-	100.00%
315 Health Benefits	571,139.96	2,928,228.40	6,037,044	3,108,815.60	48.50%
400 Bond Construction Fund	-	121.99	-	(121.99)	0.00%
401 Airport Construction	112,857.43	739,672.77	1,241,698	502,025.48	59.57%
403 LINC	(0.57)	38.26	125	86.74	30.61%
504 Sheriff DARE	3,499.83	6,016.21	4,075	(1,941.21)	147.64%
506 Sheriff Emerg. Fug. Apprehension	-	117,751.85	176,000	58,248.15	66.90%
611 Prosecutor Retirement	-	12,000.00	12,000	-	100.00%
790 Land Trustee Agency Fund	-	-	-	-	0.00%
933 Records Preservation	41,802.84	213,382.64	608,000	394,617.36	35.10%
943 Collector TMF	52,140.40	585,371.14	725,000	139,628.86	80.74%
944 K-9	519.86	550.71	5,100	4,549.29	10.80%
946 Sheriff Revolving Fund	4,435.55	32,387.48	151,750	119,362.52	21.34%
Total of All Funds	\$ 6,810,563.18	\$ 54,922,775.98	\$ 95,407,364	\$ 40,484,587.52	

Clay County, Missouri
Expenditures for the one month and five months ended May 31, 2022
Cash Basis

	One month ended 05/31/22	Five months ended 05/31/22	2022 Budget	Amount Under (Over) Budget	% Over/Under Budget
100 General Fund					
Auditor	\$ 40,485.10	\$ 235,675.37	\$ 801,058	\$ 565,383.12	29.42%
County Clerk	24,767.87	129,363.99	358,214	228,849.55	36.11%
Treasurer	19,032.21	93,622.31	273,948	180,325.49	34.18%
County Commission	22,058.22	110,291.10	293,827	183,535.63	37.54%
Recorder of Deeds	34,952.36	174,293.65	469,368	295,074.79	37.13%
Collector	46,182.07	325,751.07	1,061,538	735,786.50	30.69%
Misc Tax Fees	5,583.33	33,692.65	70,000	36,307.35	48.13%
Rainy Day	-	-	2,501,048	2,501,048.00	0.00%
Public Administrator	61,053.82	307,337.66	830,826	523,488.09	36.99%
Indigent Board & Care	675.00	3,375.00	30,000	26,625.00	11.25%
Medical Examiner	103,000.00	309,000.00	618,000	309,000.00	50.00%
Prosecutor	125,903.53	637,498.74	1,941,149	1,303,649.80	32.84%
Support Recovery	71,307.03	346,305.20	1,360,844	1,014,538.51	25.45%
Emergency Management	-	-	-	-	0.00%
Division 1 Court	253.40	2,600.16	20,445	17,844.64	12.72%
Division 2 Court	282.14	1,560.42	17,195	15,634.38	9.07%
Division 3 Court	32,510.10	80,170.52	142,895	62,724.28	56.10%
Division 4 Court	1,103.75	3,817.50	27,120	23,302.30	14.08%
Division 5 Court	2,059.73	4,341.92	46,290	41,948.08	9.38%
Division 6 Court	8.50	1,614.61	14,390	12,775.39	11.22%
Division 7 Court	-	1,064.58	14,290	13,225.42	7.45%
Family Court Administrator	1,672.30	35,535.17	94,190	58,654.83	37.73%
Drug Court Administrator	-	125.98	10,750	10,624.02	1.17%
Division 9	144.50	1,873.63	14,290	12,416.37	13.11%
Division 1 Reporter	-	570.99	5,000	4,429.01	11.42%
Division 2 Reporter	1,013.58	1,477.42	5,050	3,572.58	29.26%
Division 3 Reporter	607.95	3,490.38	5,650	2,159.62	61.78%
Division 4 Reporter	-	-	4,400	4,400.00	0.00%
Circuit Court Executive Secretary	707.36	7,607.40	26,479	18,871.67	28.73%
Jury Supervisor	-	350.23	7,000	6,649.77	5.00%
Law Library	6,186.31	30,931.55	65,000	34,068.45	47.59%
Circuit Clerk	14,701.69	122,858.52	282,025	159,166.67	43.56%
Circuit Clerk JIS	81,472.09	279,633.20	740,242	460,609.29	37.78%
Jury Fees & Court	4,535.39	24,368.76	100,000	75,631.24	24.37%
Office of Dispute Resolution Services	15,955.42	73,008.85	213,437	140,427.87	34.21%
Juvenile - Administration	156,099.47	771,307.44	2,234,652	1,463,344.23	34.52%
Juvenile - Detention	61,866.36	299,279.93	1,017,140	717,859.99	29.42%
Juvenile - Group Homes	60,311.35	290,226.36	793,760	503,533.35	36.56%
County Administrator	76,040.96	365,765.87	1,036,861	671,095.51	35.28%
Purchasing	25,019.35	126,671.67	362,311	235,639.50	34.96%
Human Resources	34,608.47	186,423.56	706,793	520,369.57	26.38%
Finance	-	-	-	-	0.00%
County Counselor	17,372.08	88,189.39	267,598	179,408.84	32.96%
Planning & Zoning	35,217.32	156,649.31	530,501	373,851.84	29.53%
Information Technology	110,594.40	552,611.11	2,423,214	1,870,602.60	22.80%
Facilities Management	101,227.48	534,733.55	1,924,118	1,389,384.55	27.79%
Utilities	80,075.52	345,139.94	1,351,371	1,006,231.06	25.54%
Appropriations to Outside Agencies	-	276,720.00	313,721	37,001.00	88.21%
Government Association Membership	55,000.00	55,000.00	55,000	-	100.00%
Election Commission	43,052.23	240,432.33	716,033	475,600.67	33.58%
Benefits and Insurances	219,044.70	1,507,969.61	3,973,141	2,465,171.48	37.95%
County Elections	-	-	500,000	500,000.00	0.00%
Debt Service	-	-	14,997	14,997.25	0.00%
Emergency Account	-	-	1,300,000	1,300,000.00	0.00%
Board of Equalization	1,520.38	8,221.83	25,329	17,107.07	32.46%
Public Services	-	-	-	-	0.00%
Tourism	-	-	-	-	0.00%

Clay County, Missouri
Expenditures for the one month and five months ended May 31, 2022
Cash Basis

	One month ended 05/31/22	Five months ended 05/31/22	2022 Budget	Amount Under (Over) Budget	% Over/Under Budget
Airport Operations	-	-	3,600,000	3,600,000.00	0.00%
Judicial Expense	5,140.28	10,412.36	40,000	29,587.64	26.03%
Transfers Out	942,151.20	4,711,475.76	7,541,231	2,829,755.24	62.48%
100 Total General Fund	2,742,556.30	13,910,438.55	43,193,728	29,283,289	
219 CARES Act	-	-	-	-	0.00%
220 Road & Bridge	238,960.02	4,135,112.40	8,552,818	4,417,705.38	48.35%
221 Emerg. Rental Assist. Prog. 1.0	150.00	123,979.02	140,651	16,671.98	88.15%
222 Emerg. Rental Assist. Prog. 2.0	16,533.06	810,925.47	1,038,948	228,022.53	78.05%
224 American Rescue Plan Act	5,032,509.08	7,775,994.15	21,995,172	14,219,178.01	35.35%
240 Park	384,058.00	1,840,364.98	6,986,966	5,146,601.51	26.34%
260 Prosecutor Training	4,954.65	7,429.65	46,679	39,249.35	15.92%
264 Delinquent Sales Tax	-	963.71	10,863	9,899.29	8.87%
265 Prosecutor Contingency	530.41	4,625.87	20,000	15,374.13	23.13%
266 Prosecutor Check Collection	340.18	2,097.26	23,220	21,122.74	9.03%
271 Law Enforcement Training	1,885.00	21,647.00	54,902	33,255.00	39.43%
272 Work Release Program	-	3,231.04	13,802	10,570.96	23.41%
278 Civil Fees	2,524.35	19,394.45	101,064	81,669.55	19.19%
279 Law Enforcement	1,793,217.50	9,438,457.86	23,257,705	13,819,246.74	40.58%
282 Emergency Communications	162,711.83	240,618.55	960,591	719,972.45	25.05%
283 Law Library	-	-	100,000	100,000.00	0.00%
285 Assessor	257,298.57	1,485,152.48	4,348,146	2,862,993.04	34.16%
286 Inmate Security	23,572.00	77,120.40	229,493	152,372.60	33.60%
289 Law Enforcement Capital Reserve	-	4,515.08	58,530	54,014.92	7.71%
290 TIF	1,047,039.20	1,529,514.49	5,741,191	4,211,676.51	26.64%
292 Federal Equitable Sharing	21,868.99	33,349.04	339,079	305,729.96	9.84%
293 Domestic Violence	-	-	37,275	37,275.00	0.00%
300 Use Tax - Capital Projects	139,862.37	1,397,365.34	4,003,354	2,605,988.58	34.90%
301 Use Tax - Road & Bridge	42,332.89	825,824.55	3,275,608	2,449,783.45	25.21%
302 Use Tax - Parks & Trails	24,104.07	1,953,102.29	3,513,179	1,560,077.01	55.59%
305 Tax Collection Software	60,000.00	101,444.45	260,592	159,147.55	38.93%
310 Debt Service	-	3,618,191.03	3,618,191	-	100.00%
315 Health Benefits	678,280.63	2,923,420.67	7,946,923	5,023,502.33	36.79%
400 Bond Construction Fund	-	1,191,586.51	5,053,968	3,862,381.49	23.58%
401 Airport Construction	177,789.63	550,736.56	1,955,518	1,404,781.40	28.16%
403 LINC	-	-	24,799	24,799.00	0.00%
504 Sheriff DARE	-	-	9,913	9,913.00	0.00%
506 Sheriff Emerg. Fug. Apprehension	-	49,631.73	176,000	126,368.27	28.20%
611 Prosecutor Retirement	969.00	4,845.00	14,487	9,642.00	33.44%
790 Land Trustee Agency Fund	-	-	9,363	9,363.00	0.00%
933 Records Preservation	35,468.05	171,589.49	1,972,960	1,801,370.51	8.70%
943 Collector TMF	26,941.76	486,793.15	892,352	405,559.00	54.55%
944 K-9	2,057.15	6,060.68	21,695	15,634.32	27.94%
946 Sheriff Revolving	16,721.72	90,968.88	268,168	177,198.75	33.92%
Total of All Funds	\$ 12,935,236.41	\$ 54,836,491.78	\$ 150,267,892	\$ 95,431,400	

Clay County, Missouri
Comparison of Revenues for the
One month ended May 31, 2022 and 2021
Cash Basis

	One month ended 05/31/22	One month ended 05/31/21	Variance Current Year Over (Under) Prior Year	% of Variance Between Years
100 General Fund				
Sales and Use Taxes	\$ 1,240,328.06	\$ 1,078,053.08	\$ 162,274.98	115.05%
Property Taxes	15,163.61	20,042.89	(4,879.28)	75.66%
Marriage Licenses	1,735.95	2,536.43	(800.48)	68.44%
Amusement Licenses	312.00	78.00	234.00	400.00%
Auctioneer Licenses	-	52.00	(52.00)	0.00%
Liquor Licenses	39,716.37	31,284.18	8,432.19	126.95%
Permits/Applications	1,870.00	475.00	1,395.00	393.68%
Inspection Fees	2,510.00	1,850.00	660.00	135.68%
Building Permits	6,901.60	8,032.10	(1,130.50)	85.93%
Fee Office Charges	190,267.34	240,132.40	(49,865.06)	79.23%
Service Fees	17,857.51	16,306.26	1,551.25	109.51%
Court Fines & Fees	-	-	-	0.00%
Retail Sales	-	-	-	0.00%
Concession & Commission	208.66	-	208.66	0.00%
Leases	5,250.00	5,250.00	-	100.00%
Surplus Property Sales	-	-	-	0.00%
Interest Earned	(209.12)	6,497.86	(6,706.98)	-3.22%
From Federal Government	2,240.00	-	2,240.00	0.00%
From State of Missouri	6,344.91	107,915.23	(101,570.32)	5.88%
From Other Counties	-	1,284.00	(1,284.00)	0.00%
From Cities	-	-	-	0.00%
Other Non-governmental Reimb	-	250.00	(250.00)	0.00%
Miscellaneous Reimbursements	-	-	-	0.00%
Gifts & Donations	-	-	-	0.00%
Other Misc. Revenue	5,046.25	9,974.23	(4,927.98)	50.59%
Transfers In From Other Funds	19,549.55	-	19,549.55	0.00%
Total General Fund	1,555,092.69	1,530,013.66	25,079.03	

Clay County, Missouri
Comparison of Revenues for the
One month ended May 31, 2022 and 2021
Cash Basis

	One month ended 05/31/22	One month ended 05/31/21	Variance Current Year Over (Under) Prior Year	% of Variance Between Years
219	CARES Act	-	-	0.00%
220	Road & Bridge	443,603.79	283,567.14	156.44%
221	Emerg. Rental Assist. Prog. 1.0	(21.03)	(60.90)	34.53%
222	Emerg. Rental Assist. Prog. 2.0	(25.75)	1,152,206.08	0.00%
224	American Rescue Plan Act	(21.61)	24,274,831.43	0.00%
240	Park	502,430.10	534,562.94	93.99%
260	Prosecutor Training	1,888.07	1,236.51	152.69%
264	Delinquent Sales Tax	107.62	222.95	48.27%
265	Prosecutor Contingency	-	-	0.00%
266	Prosecutor Check Collection	1,351.20	881.09	153.36%
271	Law Enforcement Training	1,489.99	998.01	149.30%
272	Work Release Program	826.50	-	0.00%
278	Civil Fees	203.04	-	0.00%
279	Law Enforcement	1,989,327.10	1,234,114.73	161.19%
282	Emergency Communications	162,996.61	46,641.94	349.46%
283	Law Library	-	-	0.00%
285	Assessor	19,920.64	20,990.39	94.90%
286	Inmate Security	1,872.78	1,486.65	125.97%
289	Law Enforcement Capital Reserve	3,750.00	3,750.00	100.00%
290	TIF	419,878.31	332,783.67	126.17%
292	Federal Equitable Sharing	11,617.06	21,338.29	54.44%
293	Domestic Violence	2,811.85	2,436.84	115.39%
300	Use Tax - Capital Projects	301,343.64	177,468.30	169.80%
301	Use Tax - Road & Bridge	301,350.61	177,432.56	169.84%
302	Use Tax - Parks & Trails	301,299.50	177,393.86	169.85%
305	Tax Collection Software	1,075.17	1,357.86	79.18%
310	Debt Service	-	208,217.97	0.00%
315	Health Benefits	571,139.96	514,914.20	110.92%
400	Bond Construction Fund	-	3,338,313.00	0.00%
401	Airport Construction	112,857.43	148,238.59	76.13%
403	LINC	(0.57)	8.05	-7.08%
504	Sheriff DARE	3,499.83	3.56	98309.83%
506	Sheriff Emerg. Fug. Apprehension	-	10,372.70	0.00%
611	Prosecutor Retirement	-	-	0.00%
790	Land Trustee Agency Fund	-	-	0.00%
933	Records Preservation	41,802.84	55,961.48	74.70%
943	Collector TMF	52,140.40	61,772.05	84.41%
944	K-9	519.86	10,052.40	5.17%
946	Sheriff Revolving	4,435.55	22,708.44	19.53%
Total of All Funds	\$ 6,810,563.18	\$ 34,346,216.44	\$ (27,535,653.26)	

Clay County, Missouri
Comparison of Expenditures for the
One month ended May 31, 2022 and 2021
Cash Basis

	One month ended 05/31/22	One month ended 05/31/21	Variance Current Year Over (Under) Prior Year	% of Variance Between Years
100 General Fund				
Auditor	\$ 40,485.10	\$ 24,825.75	\$ 15,659.35	163.08%
County Clerk	24,767.87	24,685.51	82.36	100.33%
Treasurer	19,032.21	18,572.19	460.02	102.48%
County Commission	22,058.22	21,240.18	818.04	103.85%
Recorder of Deeds	34,952.36	34,682.73	269.63	100.78%
Collector	46,182.07	52,245.47	(6,063.40)	88.39%
Misc Tax Fees	5,583.33	1,695.00	3,888.33	329.40%
Rainy Day	-	-	-	0.00%
Public Administrator	61,053.82	62,690.69	(1,636.87)	97.39%
Indigent Board & Care	675.00	-	675.00	0.00%
Medical Examiner	103,000.00	-	103,000.00	0.00%
Prosecutor	125,903.53	129,878.28	(3,974.75)	96.94%
Support Recovery	71,307.03	75,273.70	(3,966.67)	94.73%
Emergency Management	-	-	-	0.00%
Division 1 Court	253.40	248.40	5.00	102.01%
Division 2 Court	282.14	338.40	(56.26)	83.37%
Division 3 Court	32,510.10	5,979.09	26,531.01	543.73%
Division 4 Court	1,103.75	684.58	419.17	161.23%
Division 5 Court	2,059.73	410.50	1,649.23	501.76%
Division 6 Court	8.50	16.44	(7.94)	51.70%
Division 7 Court	-	-	-	0.00%
Family Court Administrator	1,672.30	1,848.50	(176.20)	90.47%
Drug Court Administrator	-	362.69	(362.69)	0.00%
Division 9	144.50	1,006.16	(861.66)	14.36%
Division 1 Reporter	-	-	-	0.00%
Division 2 Reporter	1,013.58	371.27	642.31	273.00%
Division 3 Reporter	607.95	60.55	547.40	1004.05%
Division 4 Reporter	-	-	-	0.00%
Circuit Court Executive Secretary	707.36	687.04	20.32	102.96%
Jury Supervisor	-	-	-	0.00%
Law Library	6,186.31	5,936.15	250.16	104.21%
Circuit Clerk	14,701.69	8,753.16	5,948.53	167.96%
Circuit Clerk JIS	81,472.09	81,109.02	363.07	100.45%
Jury Fees & Court	4,535.39	10,549.32	(6,013.93)	42.99%
Office of Dispute Resolution Services	15,955.42	12,183.91	3,771.51	130.95%
Juvenile - Administration	156,099.47	150,895.22	5,204.25	103.45%
Juvenile - Detention	61,866.36	66,389.93	(4,523.57)	93.19%
Juvenile - Group Homes	60,311.35	57,454.74	2,856.61	104.97%
County Administrator	76,040.96	14,768.98	61,271.98	514.87%
Purchasing	25,019.35	23,436.36	1,582.99	106.75%
Human Resources	34,608.47	65,586.96	(30,978.49)	52.77%
Finance	-	60,864.62	(60,864.62)	0.00%
County Counselor	17,372.08	11,943.58	5,428.50	145.45%
Planning & Zoning	35,217.32	35,896.23	(678.91)	98.11%
Information Technology	110,594.40	154,436.12	(43,841.72)	71.61%
Facilities Management	101,227.48	107,394.55	(6,167.07)	94.26%
Utilities	80,075.52	60,024.05	20,051.47	133.41%
Contributions to External Programs	-	-	-	0.00%
Government Association Membership	55,000.00	-	55,000.00	0.00%
Election Commission	43,052.23	46,686.44	(3,634.21)	92.22%
Benefits and Insurances	219,044.70	156,290.50	62,754.20	140.15%
County Elections	-	220,000.00	(220,000.00)	0.00%
Debt Service	-	-	-	0.00%
Emergency Account	-	-	-	0.00%
Board of Equalization	1,520.38	1,490.54	29.84	102.00%
Public Services	-	26,264.98	(26,264.98)	0.00%

Clay County, Missouri
Comparison of Expenditures for the
One month ended May 31, 2022 and 2021
Cash Basis

	One month ended 05/31/22	One month ended 05/31/21	Variance Current Year Over (Under) Prior Year	% of Variance Between Years
Tourism	-	-	-	0.00%
Airport Operations	-	-	-	0.00%
Judicial Expense	5,140.28	1,225.48	3,914.80	419.45%
Transfers Out	942,151.20	115,545.99	826,605.21	815.39%
Total General Fund	2,742,556.30	1,952,929.95	789,626.35	
219 CARES Act	-	-	-	0.00%
220 Road & Bridge	238,960.02	291,953.64	(52,993.62)	81.85%
221 Emerg. Rental Assist. Prog. 1.0	150.00	414,563.06	(414,413.06)	0.04%
222 Emerg. Rental Assist. Prog. 2.0	16,533.06	-	16,533.06	0.00%
224 American Rescue Plan Act	5,032,509.08	-	5,032,509.08	0.00%
240 Park	384,058.00	440,247.51	(56,189.51)	87.24%
260 Prosecutor Training	4,954.65	1,716.59	3,238.06	288.63%
264 Delinquent Sales Tax	-	-	-	0.00%
265 Prosecutor Contingency	530.41	2,229.01	(1,698.60)	23.80%
266 Prosecutor Check Collection	340.18	555.63	(215.45)	61.22%
271 Law Enforcement Training	1,885.00	2,290.11	(405.11)	82.31%
272 Work Release Program	-	-	-	0.00%
278 Civil Fees	2,524.35	993.20	1,531.15	254.16%
279 Law Enforcement	1,793,217.50	1,469,872.64	323,344.86	122.00%
282 Emergency Communications	162,711.83	-	162,711.83	0.00%
283 Law Library	-	-	-	0.00%
285 Assessor	257,298.57	275,952.57	(18,654.00)	93.24%
286 Inmate Security	23,572.00	26,192.64	(2,620.64)	89.99%
289 Law Enforcement Capital Reserve	-	-	-	0.00%
290 TIF	1,047,039.20	-	1,047,039.20	0.00%
292 Federal Equitable Sharing	21,868.99	11,754.96	10,114.03	186.04%
293 Domestic Violence	-	-	-	0.00%
300 Use Tax - Capital Projects	139,862.37	-	139,862.37	0.00%
301 Use Tax - Road & Bridge	42,332.89	9,707.44	32,625.45	436.09%
302 Use Tax - Parks & Trails	24,104.07	277,625.51	(253,521.44)	8.68%
305 Tax Collection Software	60,000.00	222.00	59,778.00	27027.03%
310 Debt Service	-	208,217.97	(208,217.97)	0.00%
315 Health Benefits	678,280.63	528,191.20	150,089.43	128.42%
400 Bond Construction Fund	-	1,500,369.03	(1,500,369.03)	0.00%
401 Airport Construction	177,789.63	79,068.29	98,721.34	224.86%
403 LINC	-	-	-	0.00%
504 Sheriff DARE	-	-	-	0.00%
506 Sheriff Emerg. Fug. Apprehension	-	18,483.58	(18,483.58)	0.00%
611 Prosecutor Retirement	969.00	1,938.00	(969.00)	50.00%
790 Land Trustee Agency Fund	-	-	-	0.00%
933 Records Preservation	35,468.05	39,277.00	(3,808.95)	90.30%
943 Collector TMF	26,941.76	26,653.47	288.29	101.08%
944 K-9	2,057.15	900.00	1,157.15	228.57%
946 Sheriff Revolving	16,721.72	12,852.29	3,869.43	130.11%
Total of All Funds	\$ 12,935,236.41	\$ 7,594,757.29	\$ 5,340,479.12	

Clay County, Missouri
Comparison of Revenues for the
Five months ended May 31, 2022 and 2021
Cash Basis

	Five months ended 05/31/22	Five months ended 05/31/21	Variance Current Year Over (Under) Prior Year	% of Variance Between Years
100 General Fund				
Sales and Use Taxes	\$ 6,546,741.40	\$ 5,659,681.38	\$ 887,060.02	115.67%
Property Taxes	1,793,511.49	2,378,053.33	(584,541.84)	75.42%
Marriage Licenses	5,840.07	9,669.64	(3,829.57)	60.40%
Amusement Licenses	147,697.74	92,101.75	55,595.99	160.36%
Auctioneer Licenses	104.00	111.00	(7.00)	93.69%
Liquor Licenses	41,452.95	33,497.04	7,955.91	123.75%
Permits/Applications	17,430.00	12,663.00	4,767.00	137.65%
Inspection Fees	14,180.00	13,500.00	680.00	105.04%
Building Permits	66,815.04	67,221.20	(406.16)	99.40%
Fee Office Charges	5,387,856.61	5,473,528.90	(85,672.29)	98.43%
Service Fees	45,027.09	41,943.50	3,083.59	107.35%
Court Fines & Fees	-	-	-	0.00%
Retail Sales	-	-	-	0.00%
Concession & Commission	1,111.49	210.25	901.24	528.65%
Leases	26,250.00	26,250.00	-	100.00%
Surplus Property Sales	-	-	-	0.00%
Interest Earned	52,610.83	51,822.74	788.09	101.52%
From Federal Government	14,728.00	7,410.00	7,318.00	198.76%
From State of Missouri	549,612.53	598,125.70	(48,513.17)	91.89%
From Other Counties	5,336.43	4,578.00	758.43	116.57%
From Cities	-	-	-	0.00%
Other Non-governmental Reimb	1,405.00	1,000.00	405.00	140.50%
Miscellaneous Reimbursements	7,018.21	7,962.67	(944.46)	88.14%
Gifts & Donations	-	-	-	0.00%
Other Misc. Revenue	167,290.45	236,125.71	(68,835.26)	70.85%
Transfers In From Other Funds	367,703.72	142,992.40	224,711.32	257.15%
Total General Fund	15,259,723.05	14,858,448.21	401,274.84	

Clay County, Missouri
Comparison of Revenues for the
Five months ended May 31, 2022 and 2021
Cash Basis

	Five months ended 05/31/22	Five months ended 05/31/21	Variance Current Year Over (Under) Prior Year	% of Variance Between Years	
219	CARES Act	-	(22.47)	22.47	0.00%
220	Road & Bridge	7,226,391.63	5,241,204.49	1,985,187.14	137.88%
221	Ermerg. Rental Assist. Prog. 1.0	497.57	3,640,290.46	(3,639,792.89)	0.01%
222	Ermerg. Rental Assist. Prog. 2.0	865,023.94	1,152,206.08	(287,182.14)	75.08%
224	American Rescue Plan Act	35,624.59	24,274,831.43	(24,239,206.84)	0.15%
240	Park	2,211,881.64	2,419,611.26	(207,729.62)	91.41%
260	Prosecutor Training	7,032.31	6,142.16	890.15	114.49%
264	Delinquent Sales Tax	523.77	353.62	170.15	148.12%
265	Prosecutor Contingency	17,646.44	6,427.08	11,219.36	274.56%
266	Prosecutor Check Collection	2,616.59	3,270.05	(653.46)	80.02%
271	Law Enforcement Training	5,621.04	4,993.58	627.46	112.57%
272	Work Release Program	1,422.00	-	1,422.00	0.00%
278	Civil Fees	50,000.00	50,000.00	-	100.00%
279	Law Enforcement	10,433,613.10	8,249,779.63	2,183,833.47	126.47%
282	Emergency Communications	417,121.63	344,530.43	72,591.20	121.07%
283	Law Library	-	-	-	0.00%
285	Assessor	2,950,674.59	2,776,704.68	173,969.91	106.27%
286	Inmate Security	208,128.00	8,192.12	199,935.88	2540.59%
289	Law Enforcement Capital Reserve	18,750.00	18,755.26	(5.26)	99.97%
290	TIF	2,478,692.45	1,958,352.15	520,340.30	126.57%
292	Federal Equitable Sharing	31,977.95	21,949.90	10,028.05	145.69%
293	Domestic Violence	10,208.87	9,689.39	519.48	105.36%
300	Use Tax - Capital Projects	1,410,635.60	1,103,762.00	306,873.60	127.80%
301	Use Tax - Road & Bridge	1,409,568.89	1,102,974.91	306,593.98	127.80%
302	Use Tax - Parks & Trails	1,409,629.92	1,103,264.21	306,365.71	127.77%
305	Tax Collection Software	206,057.93	211,785.85	(5,727.92)	97.30%
310	Debt Service	3,618,191.03	3,246,013.94	372,177.09	111.47%
315	Health Benefits	2,928,228.40	2,563,448.11	364,780.29	114.23%
400	Bond Construction Fund	121.99	3,338,313.00	(3,338,191.01)	0.00%
401	Airport Construction	739,672.77	474,120.07	265,552.70	156.01%
403	LINC	38.26	64.64	(26.38)	59.19%
504	Sheriff DARE	6,016.21	914.06	5,102.15	658.19%
506	Sheriff Emerg. Fug. Apprehension	117,751.85	117,448.79	303.06	100.26%
611	Prosecutor Retirement	12,000.00	13,136.00	(1,136.00)	91.35%
790	Land Trustee Agency Fund	-	-	-	0.00%
933	Records Preservation	213,382.64	280,660.53	(67,277.89)	76.03%
943	Collector TMF	585,371.14	574,748.81	10,622.33	101.85%
944	K-9	550.71	12,945.33	(12,394.62)	4.25%
946	Sheriff Revolving	32,387.48	90,783.44	(58,395.96)	35.68%
<hr/>					
Total of All Funds					
	\$ 54,922,775.98	\$ 79,280,093.20	\$ (24,357,317.22)		

Clay County, Missouri
Comparison of Expenditures for the
Five months ended May 31, 2022 and 2021
Cash Basis

	Five months ended 05/31/22	Five months ended 05/31/21	Variance Current Year Over (Under) Prior Year	% of Variance Between Years
100 General Fund				
Auditor	\$ 235,675.37	\$ 123,870.23	\$ 111,805.14	190.26%
County Clerk	129,363.99	120,302.21	9,061.78	107.53%
Treasurer	93,622.31	93,046.54	575.77	100.62%
County Commission	110,291.10	107,100.89	3,190.21	102.98%
Recorder of Deeds	174,293.65	173,526.03	767.62	100.44%
Collector	325,751.07	361,376.77	(35,625.70)	90.14%
Misc Tax Fees	33,692.65	26,804.32	6,888.33	125.70%
Rainy Day	-	-	-	0.00%
Public Administrator	307,337.66	300,301.37	7,036.29	102.34%
Indigent Board & Care	3,375.00	8,775.00	(5,400.00)	38.46%
Medical Examiner	309,000.00	193,000.00	116,000.00	160.10%
Prosecutor	637,498.74	655,776.93	(18,278.19)	97.21%
Support Recovery	346,305.20	379,295.20	(32,990.00)	91.30%
Emergency Management	-	-	-	0.00%
Division 1 Court	2,600.16	2,188.16	412.00	118.83%
Division 2 Court	1,560.42	5,814.29	(4,253.87)	26.84%
Division 3 Court	80,170.52	40,023.78	40,146.74	200.31%
Division 4 Court	3,817.50	3,116.96	700.54	122.48%
Division 5 Court	4,341.92	4,298.12	43.80	101.02%
Division 6 Court	1,614.61	2,666.32	(1,051.71)	60.56%
Division 7 Court	1,064.58	1,018.72	45.86	104.50%
Family Court Administrator	35,535.17	30,450.58	5,084.59	116.70%
Drug Court Administrator	125.98	1,110.44	(984.46)	11.35%
Division 9	1,873.63	2,904.10	(1,030.47)	64.52%
Division 1 Reporter	570.99	103.18	467.81	553.39%
Division 2 Reporter	1,477.42	685.15	792.27	215.63%
Division 3 Reporter	3,490.38	212.10	3,278.28	1645.63%
Division 4 Reporter	-	-	-	0.00%
Circuit Court Executive Secretary	7,607.40	4,478.72	3,128.68	169.86%
Jury Supervisor	350.23	-	350.23	0.00%
Law Library	30,931.55	13,822.86	17,108.69	223.77%
Circuit Clerk	122,858.52	64,742.55	58,115.97	189.76%
Circuit Clerk JIS	279,633.20	287,477.17	(7,843.97)	97.27%
Jury Fees & Court	24,368.76	23,802.51	566.25	102.38%
Office of Dispute Resolution Services	73,008.85	73,693.86	(685.01)	99.07%
Juvenile - Administration	771,307.44	746,036.04	25,271.40	103.39%
Juvenile - Detention	299,279.93	321,356.20	(22,076.27)	93.13%
Juvenile - Group Homes	290,226.36	253,593.53	36,632.83	114.45%
County Administrator	365,765.87	64,009.33	301,756.54	571.43%
Purchasing	126,671.67	138,186.29	(11,514.62)	91.67%
Human Resources	186,423.56	230,258.23	(43,834.67)	80.96%
Finance	-	213,577.75	(213,577.75)	0.00%
County Counselor	88,189.39	56,752.52	31,436.87	155.39%
Planning & Zoning	156,649.31	172,957.16	(16,307.85)	90.57%
Central Services - Mail Room	-	-	-	0.00%
Information Technology	552,611.11	574,117.67	(21,506.56)	96.25%
Finance-Appropriations	-	-	-	0.00%
Facilities Management	534,733.55	470,030.06	64,703.49	113.77%
Utilities	345,139.94	282,373.98	62,765.96	122.23%
Contributions to External Programs	276,720.00	215,520.00	61,200.00	128.40%
Government Association Membership	55,000.00	-	55,000.00	0.00%
Election Commission	240,432.33	317,233.85	(76,801.52)	75.79%
Benefits and Insurances	1,507,969.61	1,467,775.14	40,194.47	102.74%
County Elections	-	220,000.00	(220,000.00)	0.00%
Debt Service	-	-	-	0.00%
Judgements and Settlements	-	-	-	0.00%

Clay County, Missouri
Comparison of Expenditures for the
Five months ended May 31, 2022 and 2021
Cash Basis

	Five months ended 05/31/22	Five months ended 05/31/21	Variance Current Year Over (Under) Prior Year	% of Variance Between Years
Emergency Account	-	-	-	0.00%
Board of Equalization	8,221.83	5,962.16	2,259.67	137.90%
Public Services	-	78,440.33	(78,440.33)	0.00%
Tourism	-	-	-	0.00%
Airport Operations	-	-	-	0.00%
Judicial Expense	10,412.36	4,197.86	6,214.50	248.04%
Transfers Out	4,711,475.76	1,688,411.93	3,023,063.83	279.05%
			-	
Total General Fund	13,910,438.55	10,626,575.09	3,283,863.46	
219 CARES Act	-	856,259.81	(856,259.81)	0.00%
220 Road & Bridge	4,135,112.40	3,924,295.39	210,817.01	105.37%
221 Emerg. Rental Assist. Prog. 1.0	123,979.02	1,224,855.32	(1,100,876.30)	10.12%
222 Emerg. Rental Assist. Prog. 2.0	810,925.47	-	810,925.47	0.00%
224 American Rescue Plan Act	7,775,994.15	-	7,775,994.15	0.00%
240 Park	1,840,364.98	1,931,090.23	(90,725.25)	95.30%
260 Prosecutor Training	7,429.65	3,186.73	4,242.92	233.14%
264 Delinquent Sales Tax	963.71	580.00	383.71	166.16%
265 Prosecutor Contingency	4,625.87	5,516.68	(890.81)	83.85%
266 Prosecutor Check Collection	2,097.26	3,106.14	(1,008.88)	67.52%
271 Law Enforcement Training	21,647.00	3,648.11	17,998.89	593.38%
272 Work Release Program	3,231.04	3,172.57	58.47	101.84%
278 Civil Fees	19,394.45	30,498.17	(11,103.72)	63.59%
279 Law Enforcement	9,438,457.86	8,023,006.31	1,415,451.55	117.64%
282 Emergency Communications	240,618.55	306,686.76	(66,068.21)	78.46%
283 Law Library	-	-	-	0.00%
285 Assessor	1,485,152.48	1,415,803.65	69,348.83	104.90%
286 Inmate Security	77,120.40	104,259.28	(27,138.88)	73.97%
289 Law Enforcement Capital Reserve	4,515.08	-	4,515.08	0.00%
290 TIF	1,529,514.49	1,027,127.37	502,387.12	148.91%
292 Federal Equitable Sharing	33,349.04	62,478.90	(29,129.86)	53.38%
293 Domestic Violence	-	24,423.88	(24,423.88)	0.00%
300 Use Tax - Capital Projects	1,397,365.34	1,405,833.09	(8,467.75)	99.40%
301 Use Tax - Road & Bridge	825,824.55	334,742.01	491,082.54	246.70%
302 Use Tax - Parks & Trails	1,953,102.29	1,975,223.37	(22,121.08)	98.88%
305 Tax Collection Software	101,444.45	43,010.48	58,433.97	235.86%
310 Debt Service	3,618,191.03	3,246,013.94	372,177.09	111.47%
315 Health Benefits	2,923,420.67	2,501,343.71	422,076.96	116.87%
400 Bond Construction Fund	1,191,586.51	1,500,369.03	(308,782.52)	79.42%
401 Airport Construction	550,736.56	360,981.02	189,755.54	152.57%
403 LINC	-	-	-	0.00%
504 Sheriff DARE	-	-	-	0.00%
506 Sheriff Emerg. Fug. Apprehension	49,631.73	65,087.62	(15,455.89)	76.25%
611 Prosecutor Retirement	4,845.00	4,845.00	-	100.00%
790 Land Trustee Agency Fund	-	-	-	0.00%
933 Records Preservation	171,589.49	214,175.08	(42,585.59)	80.12%
943 Collector TMF	486,793.15	372,534.09	114,259.06	130.67%
944 K-9	6,060.68	1,492.40	4,568.28	406.10%
946 Sheriff Revolving	90,968.88	101,496.76	(10,527.88)	89.63%
Total of All Funds	\$ 54,836,491.78	\$ 41,703,717.99	\$ 13,132,773.79	



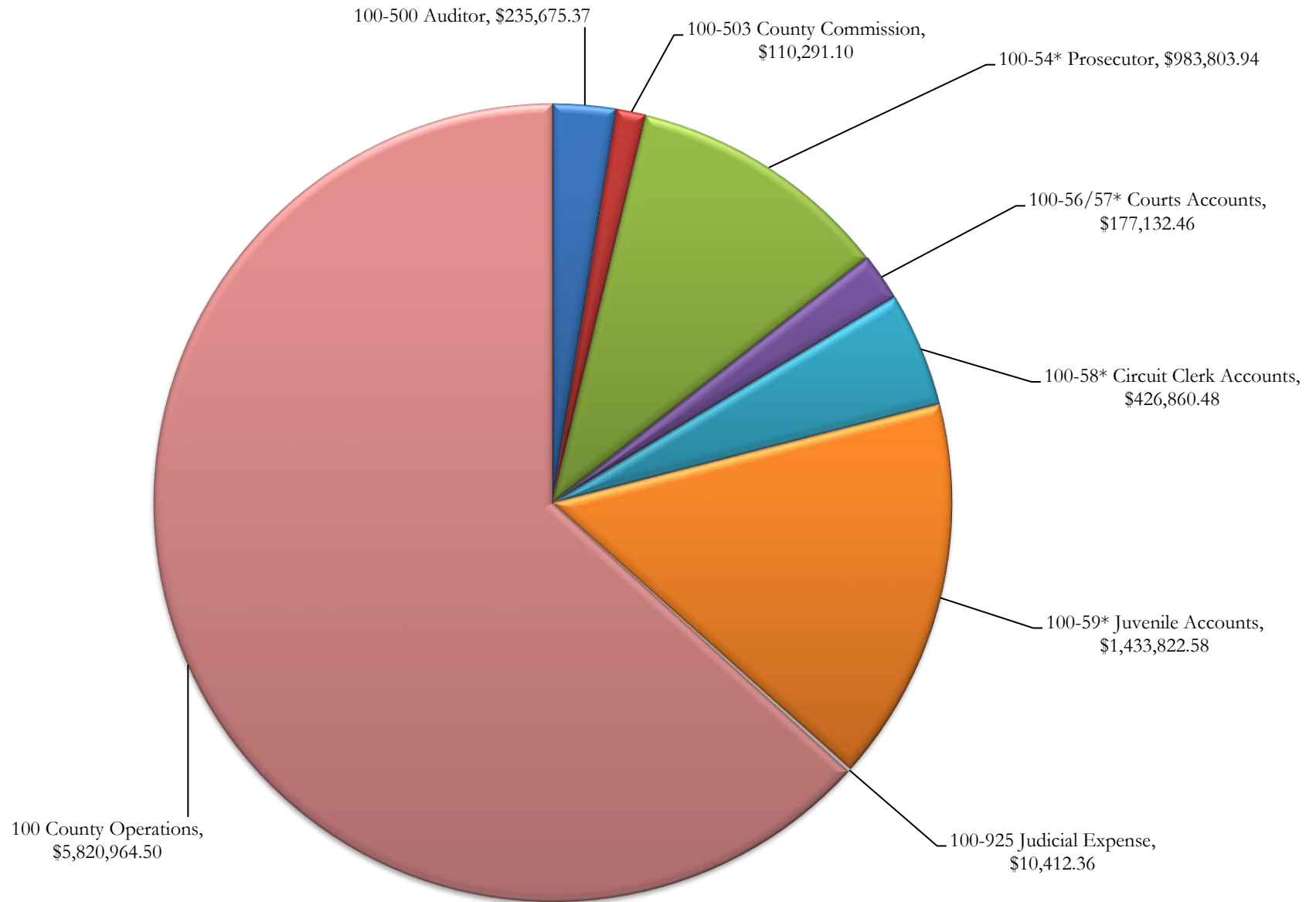
Victor Hurlbert, CGAP

Clay County, Missouri Auditor

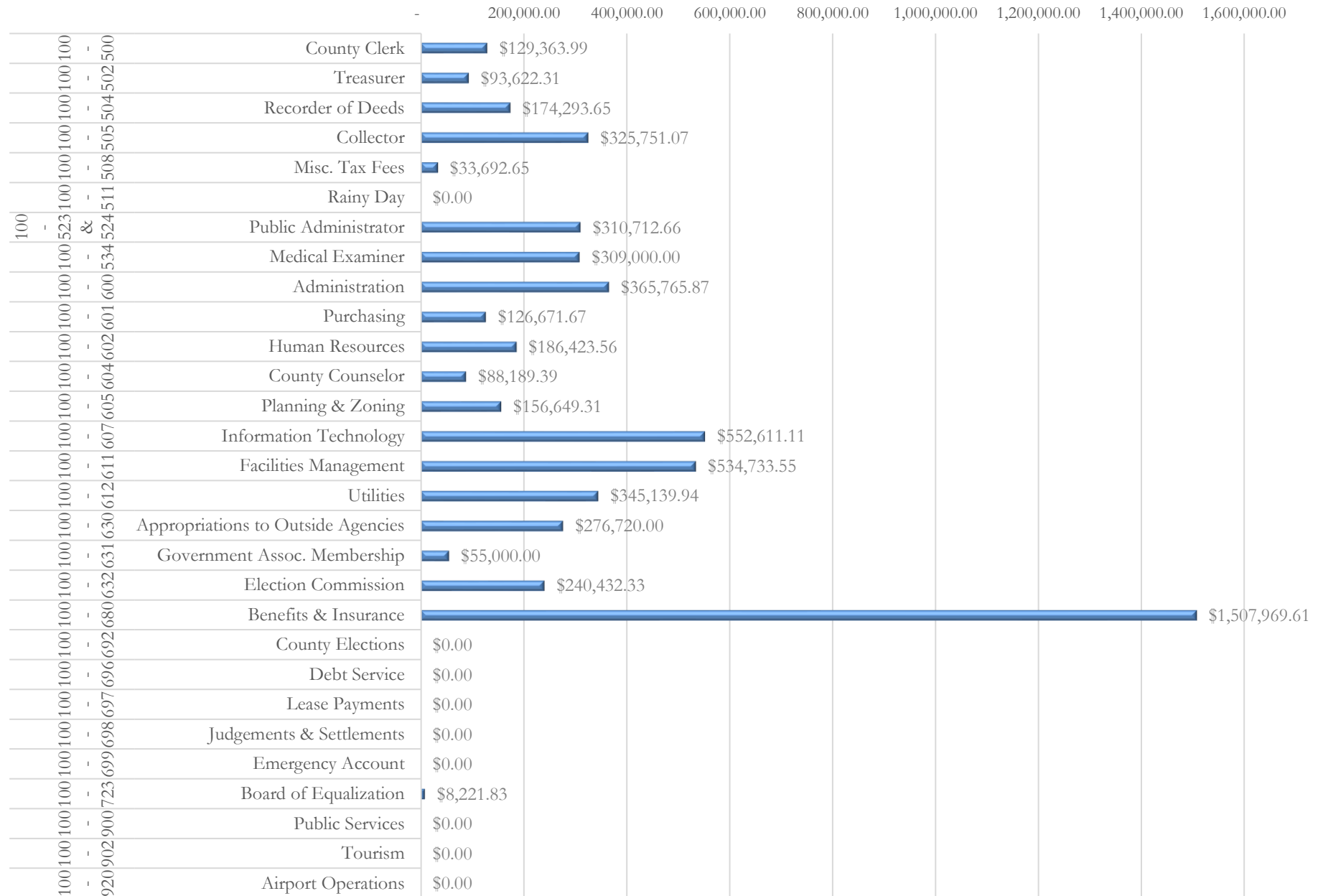
1 Courthouse Square,
Liberty, MO 64068
Phone: (816) 407-3592
Fax: (816) 407-3591

www.claycountymo.gov/departments/auditor

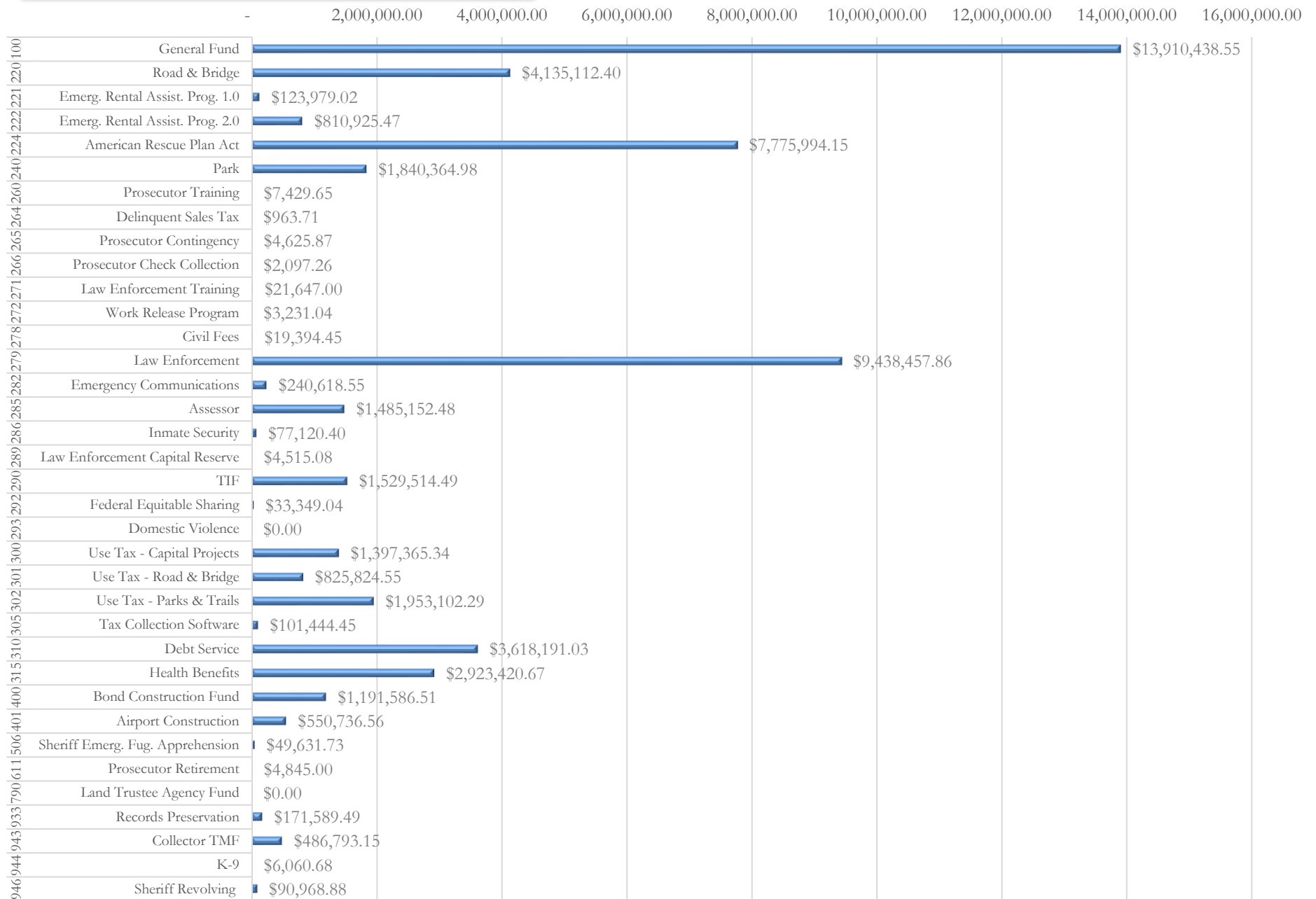
2022 General Fund Actual Expenditures YTD



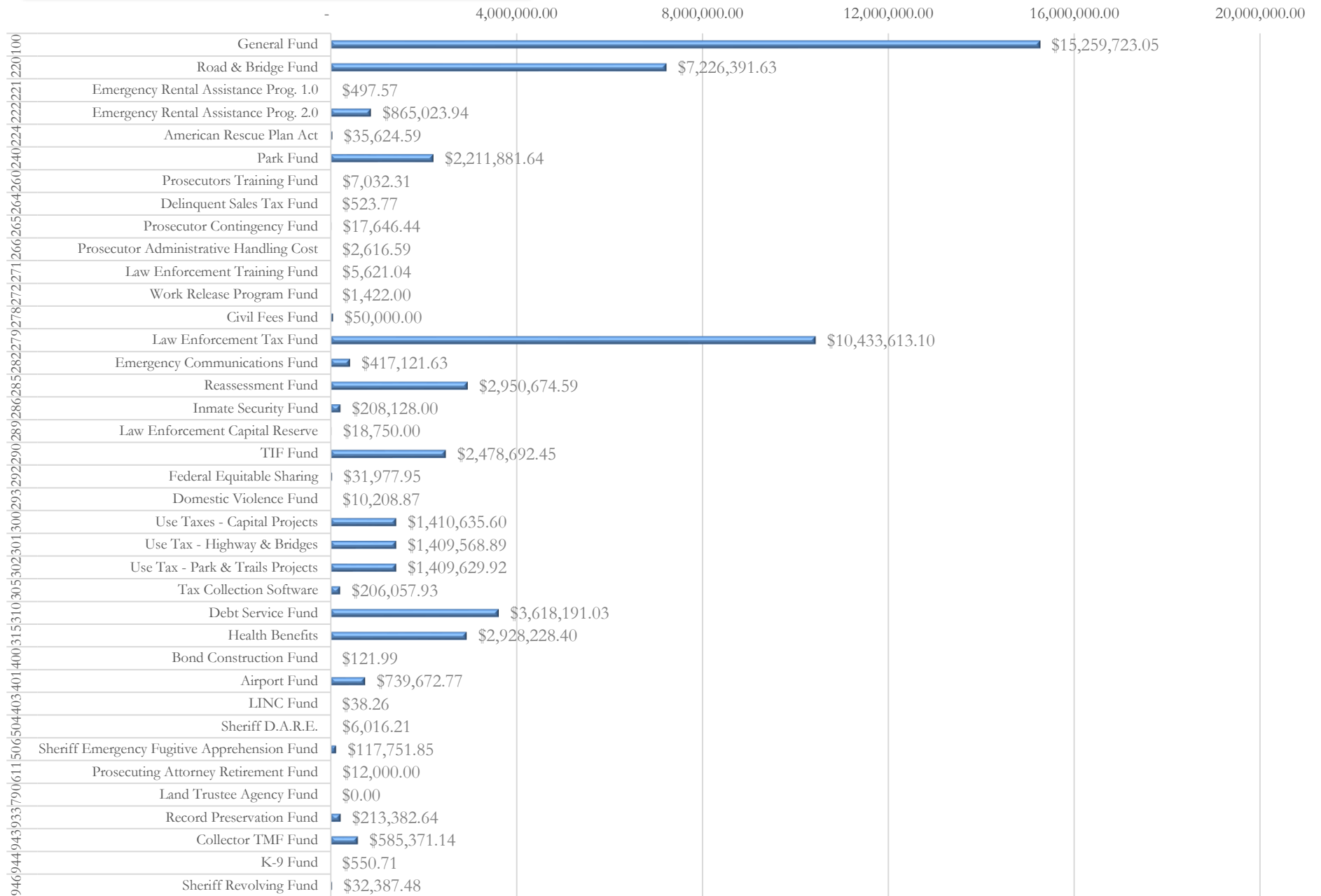
2022 General Fund County Operations Expenditures YTD



2022 Expenditures YTD by Fund



2022 YTD Revenue Comparison



YTD Revenue Comparison - 7 Years

