

Monthly Report

Auditor's Cash Basis



April 2022

www.claycountymo.gov/departments/auditor

Victor Hurlbert, CGAP

Clay County, Missouri Auditor

Table of Contents

Statement of Unencumbered cash as of April 30, 2022	Page 3
Statement of Revenues and Expenditures for the one month ended April 30, 2022	Page 4
Statement of Revenues and Expenditures for the four months ended April 30, 2022	Page 5
Revenues for the one month and four months ended April 30, 2022	Page 6
Expenditures for the one month and four months ended April 30, 2022	Page 8
Comparison of Revenues – one month ended April 30, 2022 and 2021	Page 10
Comparison of Expenditures – one month ended April 30, 2022 and 2021	Page 12
Comparison of Revenues – four months ended April 30, 2022 and 2021	Page 14
Comparison of Expenditures – four months ended April 30, 2022 and 2021	Page 16

Clay County, Missouri
Statement of Unencumbered Cash
As of April 30, 2022

Fund Name	Fund Number	Eden Cash Balance	Less Encumbrances	Less Warrants Payable	Unencumbered Cash
General	100	\$ 16,273,945.68	\$ 1,701,275.54	\$ -	\$ 14,572,670.14
CARES Act	219	-	-	-	-
Road & Bridge	220	3,827,095.78	19,894.72	-	3,807,201.06
Emerg. Rental Assist. Prog. 1.0	221	17,341.55	-	-	17,341.55
Emerg. Rental Assist. Prog. 2.0	222	245,454.42	50,680.48	-	194,773.94
American Rescue Plan Act	224	19,287,372.15	12,287,587.78	-	6,999,784.37
Park	240	2,912,935.72	826,432.26	-	2,086,503.46
Prosecutor Training	260	35,939.84	55.91	-	35,883.93
Delinquent Sales Tax	264	9,266.34	-	-	9,266.34
Prosecutor Contingency	265	15,904.54	-	-	15,904.54
Prosecutor Check Collection	266	9,603.62	-	-	9,603.62
Law Enforcement Training	271	20,346.73	-	-	20,346.73
Work Release Program	272	470.50	-	-	470.50
Civil Fees	278	84,682.17	1,349.50	-	83,332.67
Law Enforcement	279	675,028.47	166,028.84	-	508,999.63
Emergency Communications	282	179,585.15	162,711.83	-	16,873.32
Assessor	285	2,773,856.76	36,718.77	-	2,737,137.99
Inmate Security	286	160,153.90	20,426.03	-	139,727.87
Law Enforcement Capital Reserve	289	24,015.18	5,225.00	-	18,790.18
TIF	290	2,509,530.34	729,055.37	-	1,780,474.97
Federal Equitable Sharing	292	225,558.47	-	-	225,558.47
Domestic Violence	293	21,572.79	-	-	21,572.79
Use Tax - Capital Projects	300	1,632,382.30	466,515.95	-	1,165,866.35
Use Tax - Road & Bridge	301	1,346,408.11	169,331.52	-	1,177,076.59
Use Tax - Parks & Trails	302	483,128.38	328,892.00	-	154,236.38
Tax Collection Software	305	199,130.60	-	-	199,130.60
Health Benefits	315	2,021,830.97	-	-	2,021,830.97
Bond Construction Fund	400	3,861,825.79	-	-	3,861,825.79
Airport Construction	401	1,213,256.52	175,548.21	-	1,037,708.31
LINC	403	24,713.43	-	-	24,713.43
Sheriff D.A.R.E.	504	8,355.30	-	-	8,355.30
Prosecutor Retirement	611	10,611.00	-	-	10,611.00
Land Trustee Agency Fund	790	9,363.27	-	-	9,363.27
Records Preservation	933	1,405,421.09	5,000.00	-	1,400,421.09
Collector TMF	943	255,730.64	-	-	255,730.64
K-9	944	12,623.07	-	-	12,623.07
Sheriff Revolving	946	70,123.42	-	-	70,123.42
		\$ 61,864,563.99	\$ 17,152,729.71	\$ -	\$ 44,711,834.28

Clay County, Missouri
Statement of Revenues and Expenditures - Cash Basis
For the one month ended April 30, 2022

Fund Name	Fund Number	Revenues	Expenditures	Net
General	100	\$ 1,756,543.13	\$ 2,687,475.26	\$ (930,932.13)
CARES Act	219	-	-	-
Road & Bridge	220	1,371,117.11	270,242.15	1,100,874.96
Emerg. Rental Assist. Prog. 1.0	221	59.28	94,406.52	(94,347.24)
Emerg. Rental Assist. Prog. 2.0	222	146.04	28,549.72	(28,403.68)
American Rescue Plan Act	224	6,179.32	2,422,954.56	(2,416,775.24)
Park	240	329,371.28	347,623.40	(18,252.12)
Prosecutor Training	260	1,361.51	2,175.00	(813.49)
Delinquent Sales Tax	264	79.95	325.97	(246.02)
Prosecutor Contingency	265	-	352.94	(352.94)
Prosecutor Check Collection	266	207.09	468.98	(261.89)
Law Enforcement Training	271	1,087.42	9,000.00	(7,912.58)
Work Release Program	272	-	-	-
Civil Fees	278	16,563.00	10,211.70	6,351.30
Law Enforcement	279	2,229,349.51	1,708,093.68	521,255.83
Emergency Communications	282	64,328.71	-	64,328.71
Law Library	283	-	-	-
Assessor	285	27,497.22	265,501.56	(238,004.34)
Inmate Security	286	1,579.97	23,600.41	(22,020.44)
Law Enforcement Capital Reserve	289	3,750.00	-	3,750.00
TIF	290	377,903.24	-	377,903.24
Federal Equitable Sharing	292	64.18	2,695.00	(2,630.82)
Domestic Violence	293	2,285.01	-	2,285.01
Use Tax - Capital Projects	300	265,647.44	1,135,609.27	(869,961.83)
Use Tax - Road & Bridge	301	265,455.76	766,654.55	(501,198.79)
Use Tax - Parks & Trails	302	265,465.82	1,839,413.71	(1,573,947.89)
Tax Collection Software	305	1,720.79	24,343.27	(22,622.48)
Debt Service	310	3,618,191.03	3,618,191.03	-
Health Benefits	315	590,780.85	1,110,285.82	(519,504.97)
Bond Construction Fund	400	76.31	1,093,193.36	(1,093,117.05)
Airport Construction	401	96,777.16	30,982.62	65,794.54
LINC	403	6.95	-	6.95
Sheriff DARE	504	2.60	-	2.60
Sheriff Emerg. Fug. Apprehension	506	42,128.56	8,954.14	33,174.42
Prosecutor Retirement	611	-	969.00	(969.00)
Land Trustee Agency Fund	790	-	-	-
Records Preservation	933	43,579.28	30,731.00	12,848.28
Collector TMF	943	77,737.20	26,914.40	50,822.80
K-9	944	4.57	238.00	(233.43)
Sheriff Revolving	946	8,653.05	27,076.84	(18,423.79)
		\$ 11,465,700.34	\$ 17,587,233.86	\$ (6,121,533.52)

Clay County, Missouri
Statement of Revenues and Expenditures - Cash Basis
For the four months ended April 30, 2022

Fund Name	Fund Number	Revenues	Expenditures	Net
General	100	\$ 13,704,384.36	\$ 11,166,823.80	\$ 2,537,560.56
CARES Act	219	-	-	-
Road & Bridge	220	6,782,787.84	3,896,152.38	2,886,635.46
Emerg. Rental Assist. Prog. 1.0	221	518.60	123,829.02	(123,310.42)
Emerg. Rental Assist. Prog. 2.0	222	865,049.69	794,392.41	70,657.28
American Rescue Plan Act	224	35,646.20	2,743,485.07	(2,707,838.87)
Park	240	1,682,416.62	1,447,172.05	235,244.57
Prosecutor Training	260	5,144.24	2,475.00	2,669.24
Delinquent Sales Tax	264	416.15	963.71	(547.56)
Prosecutor Contingency	265	17,646.44	4,095.46	13,550.98
Prosecutor Check Collection	266	1,265.39	1,757.08	(491.69)
Law Enforcement Training	271	4,131.05	19,762.00	(15,630.95)
Work Release Program	272	595.50	3,231.04	(2,635.54)
Civil Fees	278	49,796.96	16,870.10	32,926.86
Law Enforcement	279	8,274,265.22	7,645,240.36	629,024.86
Emergency Communications	282	254,125.02	77,906.72	176,218.30
Law Library	283	-	-	-
Assessor	285	2,930,753.95	1,227,853.91	1,702,900.04
Inmate Security	286	206,255.22	53,548.40	152,706.82
Law Enforcement Capital Reserve	289	15,000.00	4,515.08	10,484.92
TIF	290	2,058,814.14	482,475.29	1,576,338.85
Federal Equitable Sharing	292	20,360.89	11,480.05	8,880.84
Domestic Violence	293	7,397.02	-	7,397.02
Use Tax - Capital Projects	300	1,109,291.96	1,257,502.97	(148,211.01)
Use Tax - Road & Bridge	301	1,108,218.28	783,491.66	324,726.62
Use Tax - Parks & Trails	302	1,108,330.42	1,928,998.22	(820,667.80)
Tax Collection Software	305	204,982.76	41,444.45	163,538.31
Debt Service	310	3,618,191.03	3,618,191.03	-
Health Benefits	315	2,357,088.44	2,245,140.04	111,948.40
Bond Construction Fund	400	121.99	1,191,586.51	(1,191,464.52)
Airport Construction	401	626,815.34	372,946.93	253,868.41
LINC	403	38.83	-	38.83
Sheriff DARE	504	2,516.38	-	2,516.38
Sheriff Emerg. Fug. Apprehension	506	117,751.85	28,527.08	89,224.77
Prosecutor Retirement	611	12,000.00	3,876.00	8,124.00
Land Trustee Agency Fund	790	-	-	-
Records Preservation	933	171,579.80	136,121.44	35,458.36
Collector TMF	943	533,230.74	459,851.39	73,379.35
K-9	944	30.85	4,003.53	(3,972.68)
Sheriff Revolving	946	27,951.93	74,247.16	(46,295.23)
		\$ 47,914,911.10	\$ 41,869,957.34	\$ 6,044,953.76

Clay County, Missouri
Revenues for the one month and four months ended April 30, 2022
Cash Basis

	2022					% Over/Under Budget
	One month ended 04/30/22	Four months ended 04/30/22	Budget (less Carryover)	Amount Under (Over) Budget		
100 General Fund						
Sales and Use Taxes	\$ 1,214,933.06	\$ 5,306,413.34	\$ 15,211,044	\$ 9,904,630.66		34.89%
Property Taxes	19,828.14	1,778,347.88	1,830,738	52,390.12		97.14%
Marriage Licenses	2,300.65	4,104.12	14,400	10,295.88		28.50%
Amusement Licenses	148.00	147,385.74	142,000	(5,385.74)		103.79%
Auctioneer Licenses	-	104.00	500	396.00		20.80%
Liquor Licenses	272.67	1,736.58	130,000	128,263.42		1.34%
Permits/Applications	6,119.00	15,560.00	25,000	9,440.00		62.24%
Inspection Fees	2,760.00	11,670.00	30,000	18,330.00		38.90%
Building Permits	11,920.37	59,913.44	150,000	90,086.56		39.94%
Fee Office Charges	241,204.42	5,197,343.27	6,446,400	1,249,056.73		80.62%
Service Fees	4,986.00	27,169.58	154,800	127,630.42		17.55%
Court Fines & Fees	-	-	-	-		0.00%
Retail Sales	-	-	-	-		0.00%
Concession & Commission	211.24	902.83	700	(202.83)		128.98%
Leases	5,250.00	21,000.00	63,000	42,000.00		33.33%
Surplus Property Sales	-	-	-	-		0.00%
Interest Earned	8,235.73	52,819.95	150,000	97,180.05		35.21%
From Federal Government	2,478.00	12,488.00	82,000	69,512.00		15.23%
From State of Missouri	203,265.57	543,267.62	5,441,765	4,898,497.38		9.98%
From Other Counties	3,540.43	5,336.43	25,000	19,663.57		21.35%
From Cities	-	-	-	-		0.00%
Other Non-governmental Reimb	1,405.00	1,405.00	-	(1,405.00)		0.00%
Miscellaneous Reimbursements	3,616.51	7,018.21	2,500.00	(4,518.21)		280.73%
Gifts & Donations	-	-	-	-		0.00%
Other Misc. Revenue	24,068.34	162,244.20	74,881	(87,363.68)		216.67%
Transfers In From Other Funds	-	348,154.17	-	(348,154.17)		0.00%
Total General Fund	1,756,543.13	13,704,384.36	29,974,728	16,270,343.16		

Clay County, Missouri
Revenues for the one month and four months ended April 30, 2022
Cash Basis

	2022				
	One month ended 04/30/22	Four months ended 04/30/22	Budget (less Carryover)	Amount Under (Over) Budget	% Over/Under Budget
219 CARES Act	-	-	-	-	0.00%
220 Road & Bridge	1,371,117.11	6,782,787.84	7,649,789	867,001.56	88.67%
221 Emerg. Rental Assist. Prog. 1.0	59.28	518.60	-	(518.60)	0.00%
222 Emerg. Rental Assist. Prog. 2.0	146.04	865,049.69	864,152	(897.69)	100.10%
224 American Rescue Plan Act	6,179.32	35,646.20	-	(35,646.20)	0.00%
240 Park	329,371.28	1,682,416.62	4,419,813	2,737,396.38	38.07%
260 Prosecutor Training	1,361.51	5,144.24	13,100	7,955.76	39.27%
264 Delinquent Sales Tax	79.95	416.15	1,050	633.85	39.63%
265 Prosecutor Contingency	-	17,646.44	17,647	0.56	100.00%
266 Prosecutor Check Collection	207.09	1,265.39	13,125	11,859.61	9.64%
271 Law Enforcement Training	1,087.42	4,131.05	18,925	14,793.95	21.83%
272 Work Release Program	-	595.50	13,000	12,404.50	4.58%
278 Civil Fees	16,563.00	49,796.96	50,000	203.04	99.59%
279 Law Enforcement	2,229,349.51	8,274,265.22	23,222,298	14,948,032.86	35.63%
282 Emergency Communications	64,328.71	254,125.02	957,225	703,099.98	26.55%
283 Law Library	-	-	100,000	100,000.00	0.00%
285 Assessor	27,497.22	2,930,753.95	3,286,818	356,064.05	89.17%
286 Inmate Security	1,579.97	206,255.22	222,000	15,744.78	92.91%
289 Law Enforcement Capital Reserve	3,750.00	15,000.00	45,000	30,000.00	33.33%
290 TIF	377,903.24	2,058,814.14	4,808,000	2,749,185.86	42.82%
292 Federal Equitable Sharing	64.18	20,360.89	119,084	98,723.11	17.10%
293 Domestic Violence	2,285.01	7,397.02	23,100	15,702.98	32.02%
300 Use Tax - Capital Projects	265,647.44	1,109,291.96	2,262,000	1,152,708.04	49.04%
301 Use Tax - Road & Bridge	265,455.76	1,108,218.28	2,257,500	1,149,281.72	49.09%
302 Use Tax - Parks & Trails	265,465.82	1,108,330.42	2,260,000	1,151,669.58	49.04%
305 Tax Collection Software	1,720.79	204,982.76	225,000	20,017.24	91.10%
310 Debt Service	3,618,191.03	3,618,191.03	3,618,191	-	100.00%
315 Health Benefits	590,780.85	2,357,088.44	6,037,044	3,679,955.56	39.04%
400 Bond Construction Fund	76.31	121.99	-	(121.99)	0.00%
401 Airport Construction	96,777.16	626,815.34	1,241,698	614,882.91	50.48%
403 LINC	6.95	38.83	125	86.17	31.06%
504 Sheriff DARE	2.60	2,516.38	4,075	1,558.62	61.75%
506 Sheriff Emerg. Fug. Apprehension	42,128.56	117,751.85	176,000	58,248.15	66.90%
611 Prosecutor Retirement	-	12,000.00	12,000	-	100.00%
790 Land Trustee Agency Fund	-	-	-	-	0.00%
933 Records Preservation	43,579.28	171,579.80	608,000	436,420.20	28.22%
943 Collector TMF	77,737.20	533,230.74	725,000	191,769.26	73.55%
944 K-9	4.57	30.85	5,100	5,069.15	0.60%
946 Sheriff Revolving Fund	8,653.05	27,951.93	151,750	123,798.07	18.42%
Total of All Funds	\$ 11,465,700.34	\$ 47,914,911.10	\$ 95,402,337	\$ 47,487,426.18	

Clay County, Missouri
Expenditures for the one month and four months ended April 30, 2022
Cash Basis

	One month ended 04/30/22	Four months ended 04/30/22	2022 Budget	Amount Under (Over) Budget	% Over/Under Budget
100 General Fund					
Auditor	\$ 63,881.72	\$ 195,190.27	\$ 801,058	\$ 605,868.22	24.37%
County Clerk	26,054.66	104,596.12	358,214	253,617.42	29.20%
Treasurer	18,994.77	74,590.10	273,948	199,357.70	27.23%
County Commission	22,058.22	88,232.88	293,827	205,593.85	30.03%
Recorder of Deeds	35,310.36	139,341.29	469,368	330,027.15	29.69%
Collector	53,750.91	279,569.00	1,061,538	781,968.57	26.34%
Misc Tax Fees	5,583.33	28,109.32	70,000	41,890.68	40.16%
Rainy Day	-	-	2,501,048	2,501,048.00	0.00%
Public Administrator	61,720.54	246,283.84	830,826	584,541.91	29.64%
Indigent Board & Care	675.00	2,700.00	30,000	27,300.00	9.00%
Medical Examiner	-	206,000.00	618,000	412,000.00	33.33%
Prosecutor	133,927.49	511,595.21	1,941,149	1,429,553.33	26.36%
Support Recovery	72,005.73	274,998.17	1,360,844	1,085,845.54	20.21%
Emergency Management	-	-	-	-	0.00%
Division 1 Court	1,057.14	2,346.76	20,445	18,098.04	11.48%
Division 2 Court	253.40	1,278.28	17,195	15,916.52	7.43%
Division 3 Court	10,345.06	47,660.42	142,895	95,234.38	33.35%
Division 4 Court	1,131.88	2,713.75	27,120	24,406.05	10.01%
Division 5 Court	1,915.79	2,282.19	46,290	44,007.81	4.93%
Division 6 Court	1,114.43	1,606.11	14,390	12,783.89	11.16%
Division 7 Court	899.80	1,064.58	14,290	13,225.42	7.45%
Family Court Administrator	1,870.27	33,862.87	94,190	60,327.13	35.95%
Drug Court Administrator	-	125.98	10,750	10,624.02	1.17%
Division 9	716.15	1,729.13	14,290	12,560.87	12.10%
Division 1 Reporter	-	570.99	5,000	4,429.01	11.42%
Division 2 Reporter	168.99	463.84	5,050	4,586.16	9.18%
Division 3 Reporter	-	2,882.43	5,650	2,767.57	51.02%
Division 4 Reporter	-	-	4,400	4,400.00	0.00%
Circuit Court Executive Secretary	518.89	6,900.04	26,479	19,579.03	26.06%
Jury Supervisor	149.50	350.23	7,000	6,649.77	5.00%
Law Library	6,186.31	24,745.24	65,000	40,254.76	38.07%
Circuit Clerk	32,736.61	107,522.02	282,025	174,503.17	38.12%
Circuit Clerk JIS	54,415.83	197,737.47	740,242	542,505.02	26.71%
Jury Fees & Court	6,306.08	19,833.37	100,000	80,166.63	19.83%
Office of Dispute Resolution Services	13,111.60	57,053.43	213,437	156,383.29	26.73%
Juvenile - Administration	159,182.45	615,207.97	2,234,652	1,619,443.70	27.53%
Juvenile - Detention	61,060.80	237,413.57	1,017,140	779,726.35	23.34%
Juvenile - Group Homes	57,491.36	229,915.01	793,760	563,844.70	28.97%
County Administrator	48,555.05	289,724.91	1,031,979	742,254.19	28.07%
Purchasing	26,286.54	101,652.32	362,311	260,658.85	28.06%
Human Resources	36,225.35	151,815.09	706,793	554,978.04	21.48%
Finance	-	-	-	-	0.00%
County Counselor	17,372.08	70,817.31	267,598	196,780.92	26.46%
Planning & Zoning	30,216.33	121,431.99	530,501	409,069.16	22.89%
Information Technology	104,773.17	442,016.71	2,423,070	1,981,053.06	18.24%
Facilities Management	92,959.39	433,506.07	1,924,118	1,490,612.03	22.53%
Utilities	85,106.15	265,064.42	1,351,371	1,086,306.58	19.61%
Appropriations to Outside Agencies	276,720.00	276,720.00	313,721	37,001.00	88.21%
Government Association Membership	-	-	55,000	55,000.00	0.00%
Election Commission	44,315.95	197,380.10	716,033	518,652.90	27.57%
Benefits and Insurances	232,335.11	1,288,924.91	3,973,141	2,684,216.18	32.44%
County Elections	-	-	500,000	500,000.00	0.00%
Debt Service	-	-	14,997	14,997.25	0.00%
Emergency Account	-	-	1,300,000	1,300,000.00	0.00%
Board of Equalization	2,155.23	6,701.45	25,329	18,627.45	26.46%
Public Services	-	-	-	-	0.00%
Tourism	-	-	-	-	0.00%

Clay County, Missouri
Expenditures for the one month and four months ended April 30, 2022
Cash Basis

	One month ended 04/30/22	Four months ended 04/30/22	2022 Budget	Amount Under (Over) Budget	% Over/Under Budget
Airport Operations	-	-	3,600,000	3,600,000.00	0.00%
Judicial Expense	1,642.70	5,272.08	40,000	34,727.92	13.18%
Transfers Out	784,217.14	3,769,324.56	7,541,231	3,771,906.44	49.98%
100 Total General Fund	2,687,475.26	11,166,823.80	43,188,701	32,021,878	
219 CARES Act	-	-	-	-	0.00%
220 Road & Bridge	270,242.15	3,896,152.38	8,552,818	4,656,665.40	45.55%
221 Emerg. Rental Assist. Prog. 1.0	94,406.52	123,829.02	140,651	16,821.98	88.04%
222 Emerg. Rental Assist. Prog. 2.0	28,549.72	794,392.41	1,038,948	244,555.59	76.46%
224 American Rescue Plan Act	2,422,954.56	2,743,485.07	21,995,172	19,251,687.09	12.47%
240 Park	347,623.40	1,447,172.05	6,986,966	5,539,794.44	20.71%
260 Prosecutor Training	2,175.00	2,475.00	46,679	44,204.00	5.30%
264 Delinquent Sales Tax	325.97	963.71	10,863	9,899.29	8.87%
265 Prosecutor Contingency	352.94	4,095.46	20,000	15,904.54	20.48%
266 Prosecutor Check Collection	468.98	1,757.08	23,220	21,462.92	7.57%
271 Law Enforcement Training	9,000.00	19,762.00	54,902	35,140.00	36.00%
272 Work Release Program	-	3,231.04	13,802	10,570.96	23.41%
278 Civil Fees	10,211.70	16,870.10	101,064	84,193.90	16.69%
279 Law Enforcement	1,708,093.68	7,645,240.36	23,257,705	15,612,464.24	32.87%
282 Emergency Communications	-	77,906.72	960,591	882,684.28	8.11%
283 Law Library	-	-	100,000	100,000.00	0.00%
285 Assessor	265,501.56	1,227,853.91	4,348,146	3,120,291.61	28.24%
286 Inmate Security	23,600.41	53,548.40	229,493	175,944.60	23.33%
289 Law Enforcement Capital Reserve	-	4,515.08	58,530	54,014.92	7.71%
290 TIF	-	482,475.29	5,741,191	5,258,715.71	8.40%
292 Federal Equitable Sharing	2,695.00	11,480.05	339,079	327,598.95	3.39%
293 Domestic Violence	-	-	37,275	37,275.00	0.00%
300 Use Tax - Capital Projects	1,135,609.27	1,257,502.97	4,003,354	2,745,850.95	31.41%
301 Use Tax - Road & Bridge	766,654.55	783,491.66	3,275,608	2,492,116.34	23.92%
302 Use Tax - Parks & Trails	1,839,413.71	1,928,998.22	3,513,179	1,584,181.08	54.91%
305 Tax Collection Software	24,343.27	41,444.45	260,592	219,147.55	15.90%
310 Debt Service	3,618,191.03	3,618,191.03	3,618,191	-	100.00%
315 Health Benefits	1,110,285.82	2,245,140.04	7,946,923	5,701,782.96	28.25%
400 Bond Construction Fund	1,093,193.36	1,191,586.51	5,053,968	3,862,381.49	23.58%
401 Airport Construction	30,982.62	372,946.93	1,955,518	1,582,571.03	19.07%
403 LINC	-	-	24,799	24,799.00	0.00%
504 Sheriff DARE	-	-	9,913	9,913.00	0.00%
506 Sheriff Emerg. Fug. Apprehension	8,954.14	28,527.08	176,000	147,472.92	16.21%
611 Prosecutor Retirement	969.00	3,876.00	14,487	10,611.00	26.76%
790 Land Trustee Agency Fund	-	-	9,363	9,363.00	0.00%
933 Records Preservation	30,731.00	136,121.44	1,972,960	1,836,838.56	6.90%
943 Collector TMF	26,914.40	459,851.39	892,352	432,500.76	51.53%
944 K-9	238.00	4,003.53	21,695	17,691.47	18.45%
946 Sheriff Revolving	27,076.84	74,247.16	268,168	193,920.47	27.69%
Total of All Funds	\$ 17,587,233.86	\$ 41,869,957.34	\$ 150,262,866	\$ 108,392,909	

Clay County, Missouri
Comparison of Revenues for the
One month ended April 30, 2022 and 2021
Cash Basis

	One month ended 04/30/22	One month ended 04/30/21	Variance Current Year Over (Under) Prior Year	% of Variance Between Years
100 General Fund				
Sales and Use Taxes	\$ 1,214,933.06	\$ 980,371.92	\$ 234,561.14	123.93%
Property Taxes	19,828.14	39,900.23	(20,072.09)	49.69%
Marriage Licenses	2,300.65	4,624.30	(2,323.65)	49.75%
Amusement Licenses	148.00	280.00	(132.00)	52.86%
Auctioneer Licenses	-	59.00	(59.00)	0.00%
Liquor Licenses	272.67	737.00	(464.33)	37.00%
Permits/Applications	6,119.00	5,807.00	312.00	105.37%
Inspection Fees	2,760.00	4,050.00	(1,290.00)	68.15%
Building Permits	11,920.37	25,741.05	(13,820.68)	46.31%
Fee Office Charges	241,204.42	341,176.68	(99,972.26)	70.70%
Service Fees	4,986.00	9,261.17	(4,275.17)	53.84%
Court Fines & Fees	-	-	-	0.00%
Retail Sales	-	-	-	0.00%
Concession & Commission	211.24	-	211.24	0.00%
Leases	5,250.00	5,250.00	-	100.00%
Surplus Property Sales	-	-	-	0.00%
Interest Earned	8,235.73	21,871.94	(13,636.21)	37.65%
From Federal Government	2,478.00	1,526.00	952.00	162.39%
From State of Missouri	203,265.57	116,309.03	86,956.54	174.76%
From Other Counties	3,540.43	720.00	2,820.43	491.73%
From Cities	-	-	-	0.00%
Other Non-governmental Reimb	1,405.00	-	1,405.00	0.00%
Miscellaneous Reimbursements	3,616.51	3,932.70	(316.19)	91.96%
Gifts & Donations	-	-	-	0.00%
Other Misc. Revenue	24,068.34	152,001.17	(127,932.83)	15.83%
Transfers In From Other Funds	-	-	-	0.00%
Total General Fund	1,756,543.13	1,713,619.19	42,923.94	

Clay County, Missouri
Comparison of Revenues for the
One month ended April 30, 2022 and 2021
Cash Basis

	One month ended 04/30/22	One month ended 04/30/21	Variance Current Year Over (Under) Prior Year	% of Variance Between Years	
219	CARES Act	-	(3.14)	3.14	0.00%
220	Road & Bridge	1,371,117.11	331,017.87	1,040,099.24	414.21%
221	Emerg. Rental Assist. Prog. 1.0	59.28	(87.36)	146.64	-67.86%
222	Emerg. Rental Assist. Prog. 2.0	146.04	-	146.04	0.00%
224	American Rescue Plan Act	6,179.32	-	6,179.32	0.00%
240	Park	329,371.28	546,804.63	(217,433.35)	60.24%
260	Prosecutor Training	1,361.51	1,893.62	(532.11)	71.90%
264	Delinquent Sales Tax	79.95	8.97	70.98	891.30%
265	Prosecutor Contingency	-	-	-	0.00%
266	Prosecutor Check Collection	207.09	657.96	(450.87)	31.47%
271	Law Enforcement Training	1,087.42	1,541.74	(454.32)	70.53%
272	Work Release Program	-	-	-	0.00%
278	Civil Fees	16,563.00	14,194.96	2,368.04	116.68%
279	Law Enforcement	2,229,349.51	2,521,123.83	(291,774.32)	88.43%
282	Emergency Communications	64,328.71	65,529.95	(1,201.24)	98.17%
283	Law Library	-	-	-	0.00%
285	Assessor	27,497.22	41,658.83	(14,161.61)	66.01%
286	Inmate Security	1,579.97	2,392.82	(812.85)	66.03%
289	Law Enforcement Capital Reserve	3,750.00	3,750.00	-	100.00%
290	TIF	377,903.24	343,482.57	34,420.67	110.02%
292	Federal Equitable Sharing	64.18	247.14	(182.96)	25.97%
293	Domestic Violence	2,285.01	3,028.47	(743.46)	75.45%
300	Use Tax - Capital Projects	265,647.44	248,819.70	16,827.74	106.76%
301	Use Tax - Road & Bridge	265,455.76	248,448.94	17,006.82	106.85%
302	Use Tax - Parks & Trails	265,465.82	248,588.86	16,876.96	106.79%
305	Tax Collection Software	1,720.79	2,707.46	(986.67)	63.56%
310	Debt Service	3,618,191.03	3,036,445.97	581,745.06	119.16%
315	Health Benefits	590,780.85	518,498.65	72,282.20	113.94%
401	Airport Construction	96,777.16	84,532.87	12,244.29	114.48%
403	LINC	6.95	25.19	(18.24)	27.59%
504	Sheriff DARE	2.60	11.70	(9.10)	22.22%
506	Sheriff Emerg. Fug. Apprehension	42,128.56	47,326.18	(5,197.62)	89.02%
611	Prosecutor Retirement	-	-	-	0.00%
790	Land Trustee Agency Fund	-	-	-	0.00%
933	Records Preservation	43,579.28	60,094.47	(16,515.19)	72.52%
943	Collector TMF	77,737.20	116,783.51	(39,046.31)	66.57%
944	K-9	4.57	2,028.22	(2,023.65)	0.23%
946	Sheriff Revolving	8,653.05	20,574.07	(11,921.02)	42.06%
Total of All Funds	\$ 11,465,624.03	\$ 10,225,747.84	\$ 1,239,876.19		

Clay County, Missouri
Comparison of Expenditures for the
One month ended April 30, 2022 and 2021
Cash Basis

	One month ended 04/30/22	One month ended 04/30/21	Variance Current Year Over (Under) Prior Year	% of Variance Between Years
100 General Fund				
Auditor	\$ 63,881.72	\$ 24,859.31	\$ 39,022.41	256.97%
County Clerk	26,054.66	26,875.49	(820.83)	96.95%
Treasurer	18,994.77	18,252.21	742.56	104.07%
County Commission	22,058.22	21,240.18	818.04	103.85%
Recorder of Deeds	35,310.36	35,002.38	307.98	100.88%
Collector	53,750.91	68,792.14	(15,041.23)	78.14%
Misc Tax Fees	5,583.33	11,840.66	(6,257.33)	47.15%
Rainy Day	-	-	-	0.00%
Public Administrator	61,720.54	60,820.66	899.88	101.48%
Indigent Board & Care	675.00	-	675.00	0.00%
Medical Examiner	-	38,600.00	(38,600.00)	0.00%
Prosecutor	133,927.49	128,261.98	5,665.51	104.42%
Support Recovery	72,005.73	79,458.27	(7,452.54)	90.62%
Emergency Management	-	-	-	0.00%
Division 1 Court	1,057.14	789.63	267.51	133.88%
Division 2 Court	253.40	248.40	5.00	102.01%
Division 3 Court	10,345.06	4,748.40	5,596.66	217.86%
Division 4 Court	1,131.88	1,120.28	11.60	101.04%
Division 5 Court	1,915.79	1,387.13	528.66	138.11%
Division 6 Court	1,114.43	778.99	335.44	143.06%
Division 7 Court	899.80	868.72	31.08	103.58%
Family Court Administrator	1,870.27	274.49	1,595.78	681.36%
Drug Court Administrator	-	469.94	(469.94)	0.00%
Division 9	716.15	170.19	545.96	420.79%
Division 1 Reporter	-	-	-	0.00%
Division 2 Reporter	168.99	-	168.99	0.00%
Division 3 Reporter	-	99.94	(99.94)	0.00%
Division 4 Reporter	-	-	-	0.00%
Circuit Court Executive Secretary	518.89	1,695.51	(1,176.62)	30.60%
Jury Supervisor	149.50	-	149.50	0.00%
Law Library	6,186.31	5,936.15	250.16	104.21%
Circuit Clerk	32,736.61	16,718.19	16,018.42	195.81%
Circuit Clerk JIS	54,415.83	48,214.40	6,201.43	112.86%
Jury Fees & Court	6,306.08	12,028.19	(5,722.11)	52.43%
Office of Dispute Resolution Services	13,111.60	15,934.73	(2,823.13)	82.28%
Juvenile - Administration	159,182.45	161,252.85	(2,070.40)	98.72%
Juvenile - Detention	61,060.80	65,667.72	(4,606.92)	92.98%
Juvenile - Group Homes	57,491.36	51,860.99	5,630.37	110.86%
County Administrator	48,555.05	14,835.73	33,719.32	327.28%
Purchasing	26,286.54	28,362.34	(2,075.80)	92.68%
Human Resources	36,225.35	64,057.36	(27,832.01)	56.55%
Finance	-	27,210.12	(27,210.12)	0.00%
County Counselor	17,372.08	11,943.58	5,428.50	145.45%
Planning & Zoning	30,216.33	35,988.31	(5,771.98)	83.96%
Information Technology	104,773.17	100,205.50	4,567.67	104.56%
Facilities Management	92,959.39	95,649.05	(2,689.66)	97.19%
Utilities	85,106.15	65,050.75	20,055.40	130.83%
Contributions to External Programs	276,720.00	-	276,720.00	0.00%
Government Association Membership	-	-	-	0.00%
Election Commission	44,315.95	109,704.20	(65,388.25)	40.40%
Benefits and Insurances	232,335.11	673,548.84	(441,213.73)	34.49%
County Elections	-	-	-	0.00%
Debt Service	-	-	-	0.00%
Emergency Account	-	-	-	0.00%
Board of Equalization	2,155.23	1,490.54	664.69	144.59%
Public Services	-	17,983.38	(17,983.38)	0.00%

Clay County, Missouri
Comparison of Expenditures for the
One month ended April 30, 2022 and 2021
Cash Basis

	One month ended 04/30/22	One month ended 04/30/21	Variance Current Year Over (Under) Prior Year	% of Variance Between Years
Tourism	-	-	-	0.00%
Airport Operations	-	-	-	0.00%
Judicial Expense	1,642.70	1,225.48	417.22	0.00%
Transfers Out	784,217.14	1,086,934.86	(302,717.72)	72.15%
Total General Fund	2,687,475.26	3,238,458.16	(550,982.90)	
219 CARES Act	-	106,259.81	(106,259.81)	0.00%
220 Road & Bridge	270,242.15	513,789.03	(243,546.88)	52.60%
221 Emerg. Rental Assist. Prog. 1.0	94,406.52	155,014.06	(60,607.54)	60.90%
222 Emerg. Rental Assist. Prog. 2.0	28,549.72	-	28,549.72	0.00%
224 American Rescue Plan Act	2,422,954.56	-	2,422,954.56	0.00%
240 Park	347,623.40	581,347.11	(233,723.71)	59.80%
260 Prosecutor Training	2,175.00	220.14	1,954.86	988.01%
264 Delinquent Sales Tax	325.97	-	325.97	0.00%
265 Prosecutor Contingency	352.94	585.54	(232.60)	60.28%
266 Prosecutor Check Collection	468.98	770.08	(301.10)	60.90%
271 Law Enforcement Training	9,000.00	200.00	8,800.00	4500.00%
272 Work Release Program	-	-	-	0.00%
278 Civil Fees	10,211.70	10,602.84	(391.14)	96.31%
279 Law Enforcement	1,708,093.68	2,336,782.91	(628,689.23)	73.10%
282 Emergency Communications	-	155,319.93	(155,319.93)	0.00%
283 Law Library	-	-	-	0.00%
285 Assessor	265,501.56	309,170.26	(43,668.70)	85.88%
286 Inmate Security	23,600.41	22,935.92	664.49	102.90%
289 Law Enforcement Capital Reserve	-	-	-	0.00%
290 TIF	-	818,767.91	(818,767.91)	0.00%
292 Federal Equitable Sharing	2,695.00	2,072.07	622.93	130.06%
293 Domestic Violence	-	24,423.88	(24,423.88)	0.00%
300 Use Tax - Capital Projects	1,135,609.27	1,311,256.74	(175,647.47)	86.60%
301 Use Tax - Road & Bridge	766,654.55	309,862.75	456,791.80	247.42%
302 Use Tax - Parks & Trails	1,839,413.71	1,593,492.51	245,921.20	115.43%
305 Tax Collection Software	24,343.27	42,004.54	(17,661.27)	57.95%
310 Debt Service	3,618,191.03	3,036,445.97	581,745.06	119.16%
315 Health Benefits	1,110,285.82	1,166,190.72	(55,904.90)	95.21%
401 Airport Construction	30,982.62	106,990.18	(76,007.56)	28.96%
403 LINC	-	-	-	0.00%
504 Sheriff DARE	-	-	-	0.00%
506 Sheriff Emerg. Fug. Apprehension	8,954.14	15,010.45	(6,056.31)	59.65%
611 Prosecutor Retirement	969.00	969.00	-	100.00%
790 Land Trustee Agency Fund	-	-	-	0.00%
933 Records Preservation	30,731.00	44,615.93	(13,884.93)	68.88%
943 Collector TMF	26,914.40	39,211.43	(12,297.03)	68.64%
944 K-9	238.00	-	238.00	0.00%
946 Sheriff Revolving	27,076.84	21,307.98	5,768.86	127.07%
Total of All Funds	\$ 16,494,040.50	\$ 15,964,077.85	\$ 529,962.65	

Clay County, Missouri
Comparison of Revenues for the
Four months ended April 30, 2022 and 2021
Cash Basis

	Four months ended 04/30/22	Four months ended 04/30/21	Variance Current Year Over (Under) Prior Year	% of Variance Between Years
100 General Fund				
Sales and Use Taxes	\$ 5,306,413.34	\$ 4,581,628.30	\$ 724,785.04	115.82%
Property Taxes	1,778,347.88	2,358,010.44	(579,662.56)	75.42%
Marriage Licenses	4,104.12	7,133.21	(3,029.09)	57.54%
Amusement Licenses	147,385.74	92,023.75	55,361.99	160.16%
Auctioneer Licenses	104.00	59.00	45.00	0.00%
Liquor Licenses	1,736.58	2,212.86	(476.28)	78.48%
Permits/Applications	15,560.00	12,188.00	3,372.00	127.67%
Inspection Fees	11,670.00	11,650.00	20.00	100.17%
Building Permits	59,913.44	59,189.10	724.34	101.22%
Fee Office Charges	5,197,343.27	5,233,396.50	(36,053.23)	99.31%
Service Fees	27,169.58	25,637.24	1,532.34	105.98%
Court Fines & Fees	-	-	-	0.00%
Retail Sales	-	-	-	0.00%
Concession & Commission	902.83	210.25	692.58	429.41%
Leases	21,000.00	21,000.00	-	100.00%
Surplus Property Sales	-	-	-	0.00%
Interest Earned	52,819.95	45,324.88	7,495.07	116.54%
From Federal Government	12,488.00	7,410.00	5,078.00	168.53%
From State of Missouri	543,267.62	490,210.47	53,057.15	110.82%
From Other Counties	5,336.43	3,294.00	2,042.43	162.00%
From Cities	-	-	-	0.00%
Other Non-governmental Reimb	1,405.00	750.00	655.00	187.33%
Miscellaneous Reimbursements	7,018.21	7,962.67	(944.46)	88.14%
Gifts & Donations	-	-	-	0.00%
Other Misc. Revenue	162,244.20	226,151.48	(63,907.28)	71.74%
Transfers In From Other Funds	348,154.17	142,992.40	205,161.77	243.48%
Total General Fund	13,704,384.36	13,328,434.55	375,949.81	

Clay County, Missouri
Comparison of Revenues for the
Four months ended April 30, 2022 and 2021
Cash Basis

	Four months ended 04/30/22	Four months ended 04/30/21	Variance Current Year Over (Under) Prior Year	% of Variance Between Years	
219	CARES Act	-	(22.47)	22.47	0.00%
220	Road & Bridge	6,782,787.84	4,957,637.35	1,825,150.49	136.81%
221	Ermerg. Rental Assist. Prog. 1.0	518.60	3,640,351.36	(3,639,832.76)	0.01%
222	Ermerg. Rental Assist. Prog. 2.0	865,049.69	-	865,049.69	0.00%
224	American Rescue Plan Act	35,646.20	-	35,646.20	0.00%
240	Park	1,682,416.62	1,885,048.32	(202,631.70)	89.25%
260	Prosecutor Training	5,144.24	4,905.65	238.59	104.86%
264	Delinquent Sales Tax	416.15	130.67	285.48	318.47%
265	Prosecutor Contingency	17,646.44	6,427.08	11,219.36	274.56%
266	Prosecutor Check Collection	1,265.39	2,388.96	(1,123.57)	52.97%
271	Law Enforcement Training	4,131.05	3,995.57	135.48	103.39%
272	Work Release Program	595.50	-	595.50	0.00%
278	Civil Fees	49,796.96	50,000.00	(203.04)	99.59%
279	Law Enforcement	8,274,265.22	7,015,664.90	1,258,600.32	117.94%
282	Emergency Communications	254,125.02	297,888.49	(43,763.47)	85.31%
283	Law Library	-	-	-	0.00%
285	Assessor	2,930,753.95	2,755,714.29	175,039.66	106.35%
286	Inmate Security	206,255.22	6,705.47	199,549.75	3075.92%
289	Law Enforcement Capital Reserve	15,000.00	15,005.26	(5.26)	99.96%
290	TIF	2,058,814.14	1,625,568.48	433,245.66	126.65%
292	Federal Equitable Sharing	20,360.89	611.61	19,749.28	3329.06%
293	Domestic Violence	7,397.02	7,252.55	144.47	101.99%
300	Use Tax - Capital Projects	1,109,291.96	926,293.70	182,998.26	119.76%
301	Use Tax - Road & Bridge	1,108,218.28	925,542.35	182,675.93	119.74%
302	Use Tax - Parks & Trails	1,108,330.42	925,870.35	182,460.07	119.71%
305	Tax Collection Software	204,982.76	210,427.99	(5,445.23)	97.41%
310	Debt Service	3,618,191.03	3,037,795.97	580,395.06	119.11%
315	Health Benefits	2,357,088.44	2,048,533.91	308,554.53	115.06%
401	Airport Construction	626,815.34	325,881.48	300,933.86	192.34%
403	LINC	38.83	56.59	(17.76)	68.62%
504	Sheriff DARE	2,516.38	910.50	1,605.88	276.37%
506	Sheriff Emerg. Fug. Apprehension	117,751.85	107,076.09	10,675.76	109.97%
611	Prosecutor Retirement	12,000.00	13,136.00	(1,136.00)	91.35%
790	Land Trustee Agency Fund	-	-	-	0.00%
933	Records Preservation	171,579.80	224,699.05	(53,119.25)	76.36%
943	Collector TMF	533,230.74	512,976.76	20,253.98	103.95%
944	K-9	30.85	2,892.93	(2,862.08)	1.07%
946	Sheriff Revolving	27,951.93	68,075.00	(40,123.07)	41.06%
<hr/>					
Total of All Funds					
	\$ 47,914,789.11	\$ 44,933,876.76	\$ 2,980,912.35		

Clay County, Missouri
Comparison of Expenditures for the
Four months ended April 30, 2022 and 2021
Cash Basis

	Four months ended 04/30/22	Four months ended 04/30/21	Variance Current Year Over (Under) Prior Year	% of Variance Between Years
100 General Fund				
Auditor	\$ 195,190.27	\$ 99,044.48	\$ 96,145.79	197.07%
County Clerk	104,596.12	95,616.70	8,979.42	109.39%
Treasurer	74,590.10	74,474.35	115.75	100.16%
County Commission	88,232.88	85,860.71	2,372.17	102.76%
Recorder of Deeds	139,341.29	138,843.30	497.99	100.36%
Collector	279,569.00	309,131.30	(29,562.30)	90.44%
Misc Tax Fees	28,109.32	25,109.32	3,000.00	111.95%
Rainy Day	-	-	-	0.00%
Public Administrator	246,283.84	237,610.68	8,673.16	103.65%
Indigent Board & Care	2,700.00	8,775.00	(6,075.00)	30.77%
Medical Examiner	206,000.00	193,000.00	13,000.00	106.74%
Prosecutor	511,595.21	525,898.65	(14,303.44)	97.28%
Support Recovery	274,998.17	304,021.50	(29,023.33)	90.45%
Emergency Management	-	-	-	0.00%
Division 1 Court	2,346.76	1,939.76	407.00	120.98%
Division 2 Court	1,278.28	5,475.89	(4,197.61)	23.34%
Division 3 Court	47,660.42	34,044.69	13,615.73	139.99%
Division 4 Court	2,713.75	2,432.38	281.37	111.57%
Division 5 Court	2,282.19	3,887.62	(1,605.43)	58.70%
Division 6 Court	1,606.11	2,649.88	(1,043.77)	60.61%
Division 7 Court	1,064.58	1,018.72	45.86	104.50%
Family Court Administrator	33,862.87	28,602.08	5,260.79	118.39%
Drug Court Administrator	125.98	747.75	(621.77)	16.85%
Division 9	1,729.13	1,897.94	(168.81)	91.11%
Division 1 Reporter	570.99	103.18	467.81	553.39%
Division 2 Reporter	463.84	313.88	149.96	147.78%
Division 3 Reporter	2,882.43	151.55	2,730.88	1901.97%
Division 4 Reporter	-	-	-	0.00%
Circuit Court Executive Secretary	6,900.04	3,791.68	3,108.36	181.98%
Jury Supervisor	350.23	-	350.23	0.00%
Law Library	24,745.24	7,886.71	16,858.53	313.76%
Circuit Clerk	107,522.02	55,989.39	51,532.63	192.04%
Circuit Clerk JIS	197,737.47	206,368.15	(8,630.68)	95.82%
Jury Fees & Court	19,833.37	13,253.19	6,580.18	149.65%
Office of Dispute Resolution Services	57,053.43	61,509.95	(4,456.52)	92.75%
Juvenile - Administration	615,207.97	595,140.82	20,067.15	103.37%
Juvenile - Detention	237,413.57	254,966.27	(17,552.70)	93.12%
Juvenile - Group Homes	229,915.01	196,138.79	33,776.22	117.22%
County Administrator	289,724.91	49,240.35	240,484.56	588.39%
Purchasing	101,652.32	114,749.93	(13,097.61)	88.59%
Human Resources	151,815.09	164,671.27	(12,856.18)	92.19%
Finance	-	152,713.13	(152,713.13)	0.00%
County Counselor	70,817.31	44,808.94	26,008.37	158.04%
Planning & Zoning	121,431.99	137,060.93	(15,628.94)	88.60%
Central Services - Mail Room	-	-	-	0.00%
Information Technology	442,016.71	419,681.55	22,335.16	105.32%
Finance-Appropriations	-	-	-	0.00%
Facilities Management	433,506.07	362,635.51	70,870.56	119.54%
Utilities	265,064.42	222,349.93	42,714.49	119.21%
Contributions to External Programs	276,720.00	215,520.00	61,200.00	128.40%
Government Association Membership	-	-	-	0.00%
Election Commission	197,380.10	270,547.41	(73,167.31)	72.96%
Benefits and Insurances	1,288,924.91	1,311,484.64	(22,559.73)	98.28%
County Elections	-	-	-	0.00%
Debt Service	-	-	-	0.00%
Judgements and Settlements	-	-	-	0.00%

Clay County, Missouri
Comparison of Expenditures for the
Four months ended April 30, 2022 and 2021
Cash Basis

	Four months ended 04/30/22	Four months ended 04/30/21	Variance Current Year Over (Under) Prior Year	% of Variance Between Years
Emergency Account	-	-	-	0.00%
Board of Equalization	6,701.45	4,471.62	2,229.83	149.87%
Public Services	-	52,175.35	(52,175.35)	0.00%
Tourism	-	-	-	0.00%
Airport Operations	-	-	-	0.00%
Judicial Expense	5,272.08	2,972.38	2,299.70	177.37%
Transfers Out	3,769,324.56	1,572,865.94	2,196,458.62	239.65%
	-	-	-	-
Total General Fund	11,166,823.80	8,673,645.14	2,493,178.66	
219 CARES Act	-	856,259.81	(856,259.81)	0.00%
220 Road & Bridge	3,896,152.38	3,632,341.75	263,810.63	107.26%
221 Emerg. Rental Assist. Prog. 1.0	123,829.02	810,292.26	(686,463.24)	15.28%
222 Emerg. Rental Assist. Prog. 2.0	794,392.41	-	794,392.41	0.00%
224 American Rescue Plan Act	2,743,485.07	-	2,743,485.07	0.00%
240 Park	1,447,172.05	1,490,842.72	(43,670.67)	97.07%
260 Prosecutor Training	2,475.00	1,470.14	1,004.86	168.35%
264 Delinquent Sales Tax	963.71	580.00	383.71	166.16%
265 Prosecutor Contingency	4,095.46	3,287.67	807.79	124.57%
266 Prosecutor Check Collection	1,757.08	2,550.51	(793.43)	68.89%
271 Law Enforcement Training	19,762.00	1,358.00	18,404.00	1455.23%
272 Work Release Program	3,231.04	3,172.57	58.47	101.84%
278 Civil Fees	16,870.10	29,504.97	(12,634.87)	57.18%
279 Law Enforcement	7,645,240.36	6,553,133.67	1,092,106.69	116.67%
282 Emergency Communications	77,906.72	306,686.76	(228,780.04)	25.40%
283 Law Library	-	-	-	0.00%
285 Assessor	1,227,853.91	1,139,851.08	88,002.83	107.72%
286 Inmate Security	53,548.40	78,066.64	(24,518.24)	68.59%
289 Law Enforcement Capital Reserve	4,515.08	-	4,515.08	0.00%
290 TIF	482,475.29	1,027,127.37	(544,652.08)	46.97%
292 Federal Equitable Sharing	11,480.05	50,723.94	(39,243.89)	22.63%
293 Domestic Violence	-	24,423.88	(24,423.88)	0.00%
300 Use Tax - Capital Projects	1,257,502.97	1,405,833.09	(148,330.12)	89.45%
301 Use Tax - Road & Bridge	783,491.66	325,034.57	458,457.09	241.05%
302 Use Tax - Parks & Trails	1,928,998.22	1,697,597.86	231,400.36	113.63%
305 Tax Collection Software	41,444.45	42,788.48	(1,344.03)	96.86%
310 Debt Service	3,618,191.03	3,037,795.97	580,395.06	119.11%
315 Health Benefits	2,245,140.04	1,973,152.51	271,987.53	113.78%
401 Airport Construction	372,946.93	281,912.73	91,034.20	132.29%
403 LINC	-	-	-	0.00%
504 Sheriff DARE	-	-	-	0.00%
506 Sheriff Emerg. Fug. Apprehension	28,527.08	46,604.04	(18,076.96)	61.21%
611 Prosecutor Retirement	3,876.00	2,907.00	969.00	133.33%
790 Land Trustee Agency Fund	-	-	-	0.00%
933 Records Preservation	136,121.44	174,898.08	(38,776.64)	77.83%
943 Collector TMF	459,851.39	345,880.62	113,970.77	132.95%
944 K-9	4,003.53	592.40	3,411.13	675.82%
946 Sheriff Revolving	74,247.16	88,644.47	(14,397.31)	83.76%
	-	-	-	-
Total of All Funds	\$ 40,678,370.83	\$ 34,108,960.70	\$ 6,569,410.13	



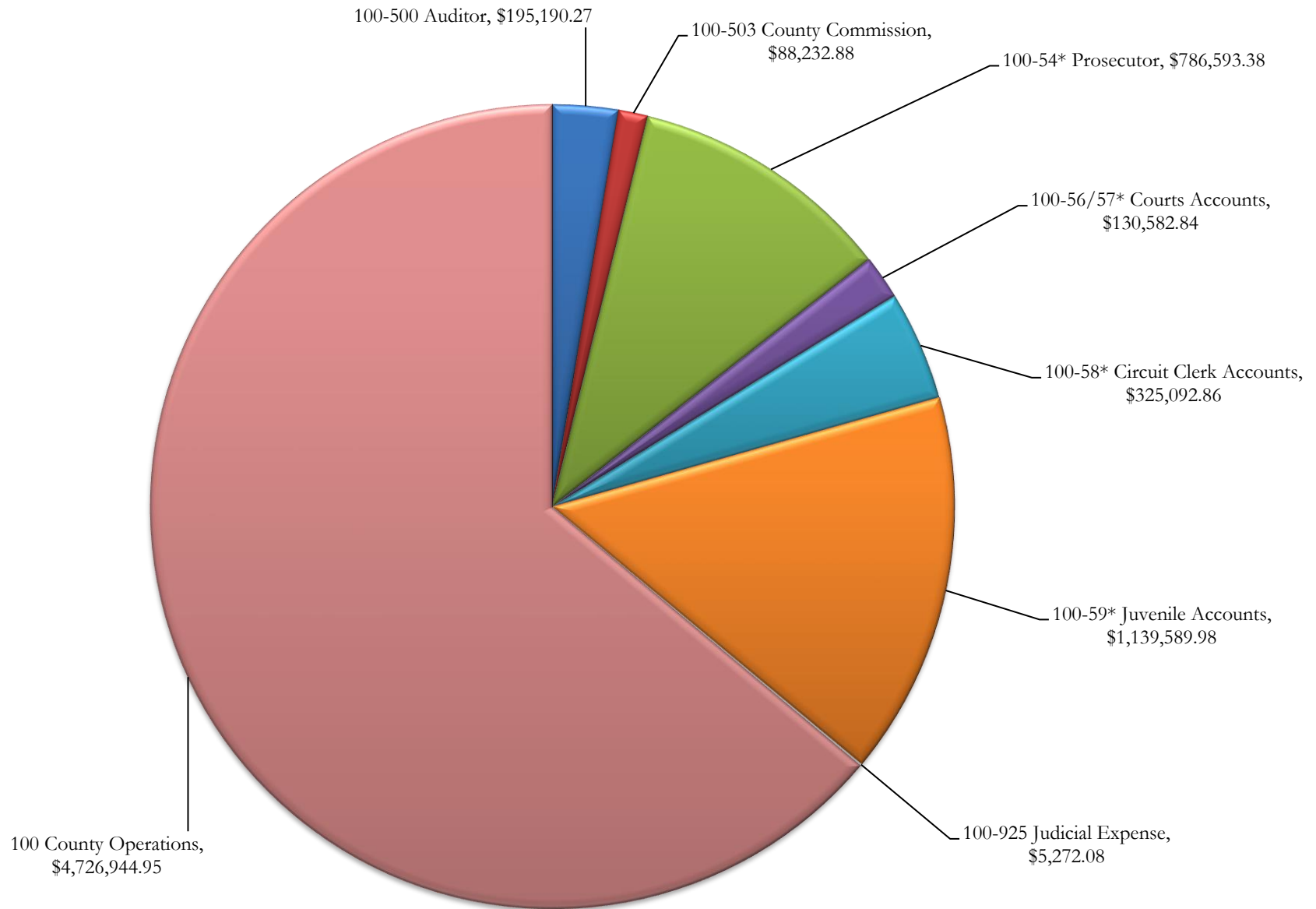
Victor Hurlbert, CGAP

Clay County, Missouri Auditor

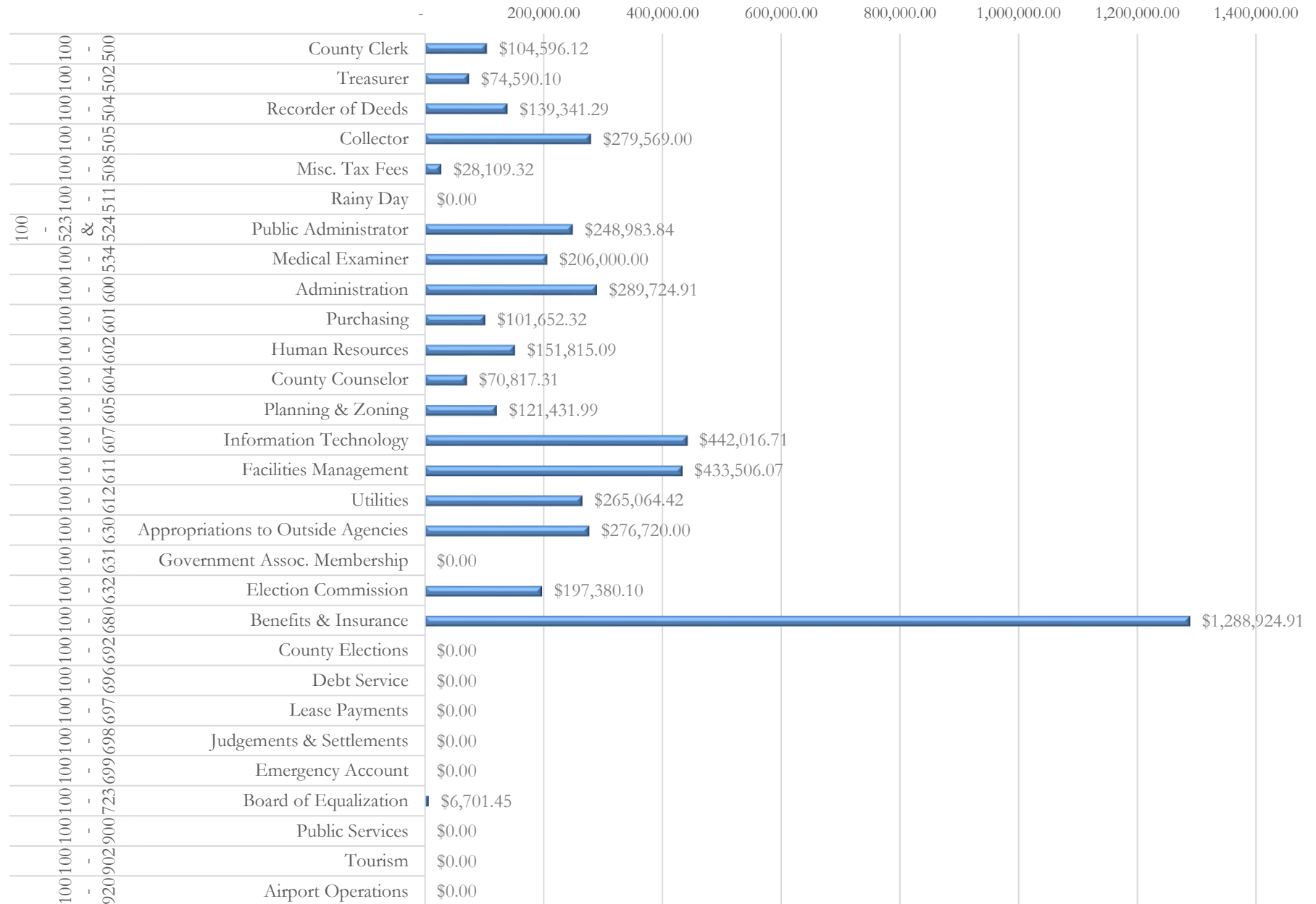
1 Courthouse Square,
Liberty, MO 64068
Phone: (816) 407-3592
Fax: (816) 407-3591

www.claycountymo.gov/departments/auditor

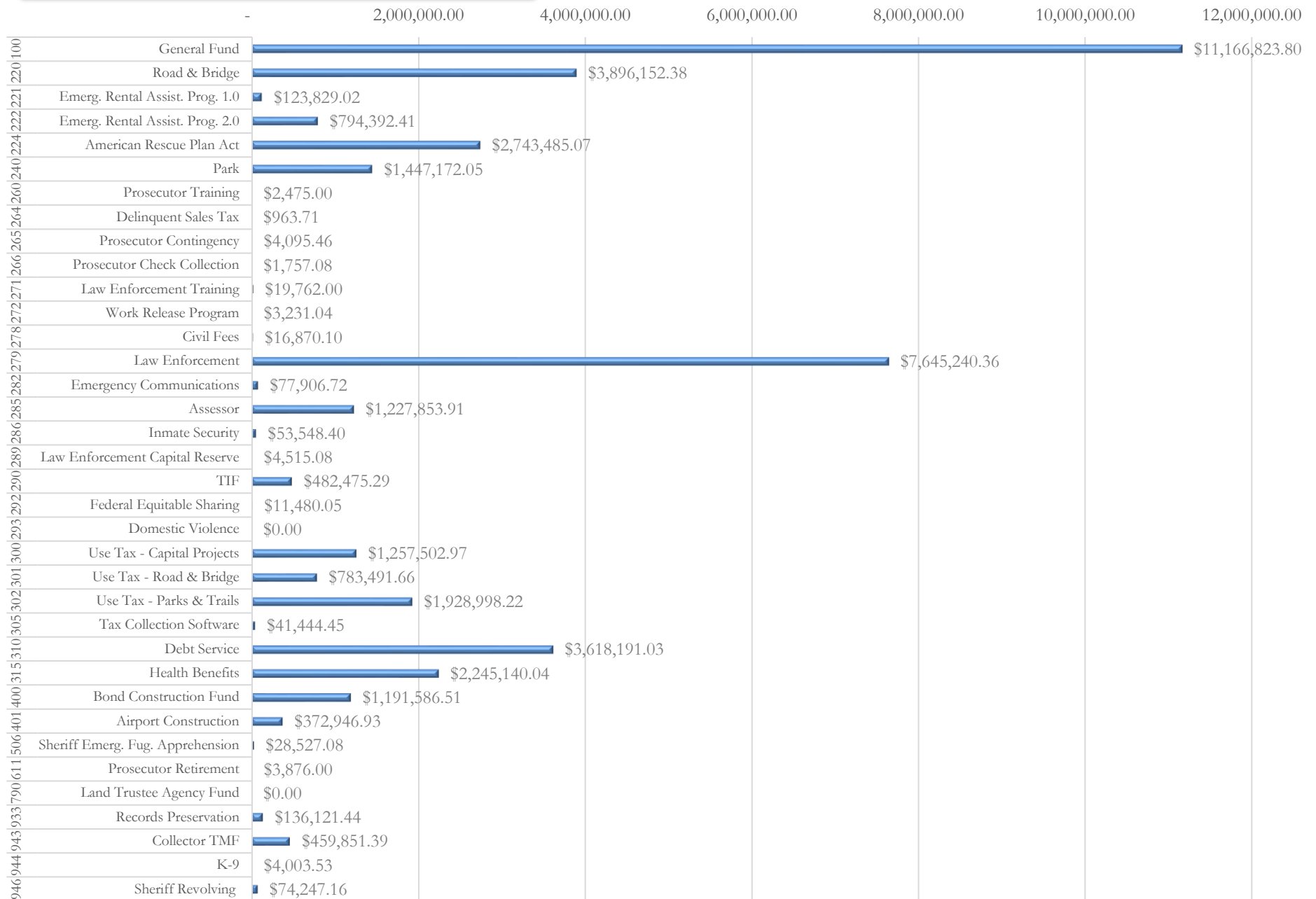
2022 General Fund Actual Expenditures YTD



2022 General Fund County Operations Expenditures YTD



2022 Expenditures YTD by Fund



2022 YTD Revenue Comparison

