

Monthly Report

Auditor's Cash Basis



November 2022

www.claycountymo.gov/departments/auditor

Victor Hurlbert, CGAP

Clay County, Missouri Auditor

Table of Contents

Statement of Unencumbered cash as of November 30, 2022	Page 3
Statement of Revenues and Expenditures for the one month ended November 30, 2022	Page 4
Statement of Revenues and Expenditures for the eleven months ended November 30, 2022	Page 5
Revenues for the one month and eleven months ended November 30, 2022	Page 6
Expenditures for the one month and eleven months ended November 30, 2022	Page 8
Comparison of Revenues – one month ended November 30, 2022 and 2021	Page 10
Comparison of Expenditures – one month ended November 30, 2022 and 2021	Page 12
Comparison of Revenues – eleven months ended November 30, 2022 and 2021	Page 14
Comparison of Expenditures – eleven months ended November 30, 2022 and 2021	Page 16

Clay County, Missouri
Statement of Unencumbered Cash
As of November 30, 2022

Fund Name	Fund Number	Eden Cash Balance	Less Encumbrances	Less	Unencumbered Cash
				Warrants Payable	
General	100	\$ 15,158,030.68	\$ 2,370,576.76	\$ 2,094,669.58	\$ 10,692,784.34
CARES Act	219	-	-	-	-
Road & Bridge	220	4,670,578.93	3,038.42	19,843.91	4,647,696.60
Emerg. Rental Assist. Prog. 1.0	221	-	-	-	-
Emerg. Rental Assist. Prog. 2.0	222	210,532.51	195,030.60	11,097.53	4,404.38
American Rescue Plan Act	224	35,198,652.82	11,906,619.71	141,349.74	23,150,683.37
Park	240	2,650,821.84	287,404.99	51,531.15	2,311,885.70
Prosecutor Training	260	31,843.92	457.82	724.92	30,661.18
Delinquent Sales Tax	264	9,737.08	-	-	9,737.08
Prosecutor Contingency	265	10,560.15	-	-	10,560.15
Prosecutor Check Collection	266	11,759.47	-	-	11,759.47
Law Enforcement Training	271	27,231.46	1,100.00	4,950.00	21,181.46
Work Release Program	272	6,136.52	-	-	6,136.52
Civil Fees	278	70,980.61	707.78	6,857.59	63,415.24
Law Enforcement	279	994,445.99	139,469.58	81,963.25	773,013.16
Emergency Communications	282	129,807.22	-	81,494.37	48,312.85
Assessor	285	1,329,017.11	42,300.19	4,735.51	1,281,981.41
Inmate Security	286	23,162.17	5,813.00	7,195.88	10,153.29
Law Enforcement Capital Reserve	289	25,221.04	5,225.00	-	19,996.04
TIF	290	3,320,807.02	-	198,526.18	3,122,280.84
Federal Equitable Sharing	292	200,624.99	-	5,700.00	194,924.99
Domestic Violence	293	12,468.21	-	-	12,468.21
Use Tax - Capital Projects	300	1,859,029.65	515,339.51	115,594.48	1,228,095.66
Use Tax - Road & Bridge	301	2,746,186.61	23,165.00	598,957.45	2,124,064.16
Use Tax - Parks & Trails	302	1,543,036.40	142,155.57	3,900.68	1,396,980.15
Tax Collection Software	305	99,561.89	-	-	99,561.89
Health Benefits	315	2,051,221.43	-	-	2,051,221.43
Bond Construction Fund	400	1,720,035.61	-	-	1,720,035.61
Airport Construction	401	1,093,353.88	280,423.59	211,728.68	601,201.61
LINC	403	15,216.49	-	3,366.40	11,850.09
Sheriff D.A.R.E.	504	17,012.26	-	-	17,012.26
Prosecutor Retirement	611	3,828.00	-	-	3,828.00
Land Trustee Agency Fund	790	9,363.27	-	-	9,363.27
Records Preservation	933	1,456,897.02	5,000.00	-	1,451,897.02
Collector TMF	943	273,497.48	-	-	273,497.48
K-9	944	24,338.10	-	-	24,338.10
Sheriff Revolving	946	378.39	-	-	378.39
		\$ 77,005,376.22	\$ 15,923,827.52	\$ 3,644,187.30	\$ 57,437,361.40

Clay County, Missouri
Statement of Revenues and Expenditures - Cash Basis
For the one month ended November 30, 2022

Fund Name	Fund Number	Revenues	Expenditures	Net
General	100	\$ 1,674,908.33	\$ 4,345,548.92	\$ (2,670,640.59)
CARES Act	219	-	-	-
Road & Bridge	220	323,606.78	295,139.97	28,466.81
Emerg. Rental Assist. Prog. 1.0	221	-	3,283.01	(3,283.01)
Emerg. Rental Assist. Prog. 2.0	222	124.58	50,900.74	(50,776.16)
American Rescue Plan Act	224	20,981.70	360,325.89	(339,344.19)
Park	240	141,524.02	384,197.32	(242,673.30)
Prosecutor Training	260	1,456.53	1,681.89	(225.36)
Delinquent Sales Tax	264	5.56	-	5.56
Prosecutor Contingency	265	-	566.80	(566.80)
Prosecutor Check Collection	266	1,011.88	336.33	675.55
Law Enforcement Training	271	1,162.66	10,004.35	(8,841.69)
Work Release Program	272	-	-	-
Civil Fees	278	586.00	11,359.60	(10,773.60)
Law Enforcement	279	1,697,546.93	1,805,341.77	(107,794.84)
Emergency Communications	282	93,842.38	81,494.37	12,348.01
Law Library	283	-	-	-
Assessor	285	27,707.44	240,027.75	(212,320.31)
Inmate Security	286	1,479.91	26,794.02	(25,314.11)
Law Enforcement Capital Reserve	289	3,750.00	-	3,750.00
TIF	290	375,062.62	200,000.49	175,062.13
Federal Equitable Sharing	292	119.24	24,531.80	(24,412.56)
Domestic Violence	293	1,933.06	-	1,933.06
Use Tax - Capital Projects	300	226,328.63	158,900.26	67,428.37
Use Tax - Road & Bridge	301	226,933.96	663,779.02	(436,845.06)
Use Tax - Parks & Trails	302	226,160.90	43,550.34	182,610.56
Tax Collection Software	305	3,200.99	24,343.27	(21,142.28)
Debt Service	310	4,225.00	4,225.00	-
Health Benefits	315	563,931.51	671,722.11	(107,790.60)
Bond Construction Fund	400	85,340.13	-	85,340.13
Airport Construction	401	62,517.31	239,872.12	(177,354.81)
LINC	403	7.98	3,366.40	(3,358.42)
Sheriff DARE	504	8.36	-	8.36
Sheriff Emerg. Fug. Apprehension	506	-	17,528.21	(17,528.21)
Prosecutor Retirement	611	-	969.00	(969.00)
Land Trustee Agency Fund	790	-	-	-
Records Preservation	933	28,598.08	26,288.00	2,310.08
Collector TMF	943	15,691.25	10,045.39	5,645.86
K-9	944	14.94	983.51	(968.57)
Sheriff Revolving	946	4,059.22	19,975.61	(15,916.39)
		\$ 5,813,827.88	\$ 9,727,083.26	\$ (3,913,255.38)

Clay County, Missouri
Statement of Revenues and Expenditures - Cash Basis
For the eleven months ended November 30, 2022

Fund Name	Fund Number	Revenues	Expenditures	Net
General	100	\$ 29,075,866.84	\$ 29,741,175.57	\$ (665,308.73)
CARES Act	219	-	-	-
Road & Bridge	220	9,675,589.11	5,965,314.41	3,710,274.70
Emerg. Rental Assist. Prog. 1.0	221	2,125.26	142,777.23	(140,651.97)
Emerg. Rental Assist. Prog. 2.0	222	1,730,740.39	1,706,102.55	24,637.84
American Rescue Plan Act	224	24,457,855.65	11,393,454.72	13,064,400.93
Park	240	4,655,313.03	4,675,548.91	(20,235.88)
Prosecutor Training	260	15,354.76	17,506.36	(2,151.60)
Delinquent Sales Tax	264	886.89	963.71	(76.82)
Prosecutor Contingency	265	17,646.44	9,439.85	8,206.59
Prosecutor Check Collection	266	6,913.69	5,249.53	1,664.16
Law Enforcement Training	271	18,709.94	32,406.16	(13,696.22)
Work Release Program	272	6,371.50	3,341.02	3,030.48
Civil Fees	278	50,586.00	38,218.29	12,367.71
Law Enforcement	279	21,561,892.46	20,695,413.33	866,479.13
Emergency Communications	282	944,863.47	899,917.47	44,946.00
Law Library	283	-	-	-
Assessor	285	3,381,277.01	3,127,952.13	253,324.88
Inmate Security	286	217,280.67	208,761.46	8,519.21
Law Enforcement Capital Reserve	289	41,250.00	29,559.22	11,690.78
TIF	290	5,173,258.87	2,984,169.52	2,189,089.35
Federal Equitable Sharing	292	68,283.90	90,036.54	(21,752.64)
Domestic Violence	293	25,170.34	26,877.90	(1,707.56)
Use Tax - Capital Projects	300	3,109,269.35	3,146,427.49	(37,158.14)
Use Tax - Road & Bridge	301	3,013,859.62	1,888,311.95	1,125,547.67
Use Tax - Parks & Trails	302	3,008,950.35	2,773,610.81	235,339.54
Tax Collection Software	305	214,090.94	150,121.34	63,969.60
Debt Service	310	4,001,337.68	4,001,337.68	-
Health Benefits	315	6,410,905.52	6,269,566.66	141,338.86
Bond Construction Fund	400	92,498.85	3,425,753.55	(3,333,254.70)
Airport Construction	401	1,349,300.84	1,427,063.75	(77,762.91)
LINC	403	120.89	12,945.40	(12,824.51)
Sheriff DARE	504	11,173.34	-	11,173.34
Sheriff Emerg. Fug. Apprehension	506	165,500.98	138,304.44	27,196.54
Prosecutor Retirement	611	12,000.00	10,659.00	1,341.00
Land Trustee Agency Fund	790	-	-	-
Records Preservation	933	448,536.10	361,601.81	86,934.29
Collector TMF	943	823,053.87	731,907.68	91,146.19
K-9	944	37,869.09	30,126.74	7,742.35
Sheriff Revolving	946	68,490.98	184,531.24	(116,040.26)
		\$ 123,894,194.62	\$ 106,346,455.42	\$ 17,547,739.20

Clay County, Missouri
Revenues for the one month and eleven months ended November 30, 2022
Cash Basis

	2022					% Over/Under Budget
	One month ended 11/30/22	Eleven months ended 11/30/22	Budget (less Carryover)	Amount Under (Over) Budget		
100 General Fund						
Sales and Use Taxes	\$ 1,284,410.73	\$ 17,038,321.90	\$ 15,211,044	\$ (1,827,277.90)		112.01%
Property Taxes	7,408.56	1,881,799.66	1,830,738	(51,061.66)		102.79%
Marriage Licenses	-	6,986.07	14,400	7,413.93		48.51%
Amusement Licenses	40.00	148,248.24	142,000	(6,248.24)		104.40%
Auctioneer Licenses	52.00	208.00	500	292.00		41.60%
Liquor Licenses	316.00	143,054.52	130,000	(13,054.52)		110.04%
Permits/Applications	1,715.00	31,796.00	25,000	(6,796.00)		127.18%
Inspection Fees	2,900.00	34,860.00	30,000	(4,860.00)		116.20%
Building Permits	26,778.90	204,080.83	150,000	(54,080.83)		136.05%
Fee Office Charges	127,199.13	6,326,076.58	6,446,400	120,323.42		98.13%
Service Fees	19,996.68	159,059.50	154,800	(4,259.50)		102.75%
Court Fines & Fees	-	-	-	-		0.00%
Retail Sales	-	-	-	-		0.00%
Concession & Commission	207.75	2,378.19	700	(1,678.19)		339.74%
Leases	5,250.00	57,750.00	63,000	5,250.00		91.67%
Surplus Property Sales	-	-	-	-		0.00%
Interest Earned	12,394.83	145,875.06	150,000	4,124.94		97.25%
From Federal Government	5,916.00	83,949.00	132,000	48,051.00		63.60%
From State of Missouri	110,826.02	2,081,186.92	5,481,165	3,399,978.08		37.97%
From Other Counties	10,277.00	30,111.43	25,000	(5,111.43)		120.45%
From Cities	-	-	-	-		0.00%
Other Non-governmental Reimb	-	1,700.00	-	(1,700.00)		0.00%
Miscellaneous Reimbursements	3,251.70	13,332.09	2,500.00	(10,832.09)		533.28%
Gifts & Donations	-	-	-	-		0.00%
Other Misc. Revenue	51,621.16	306,292.14	136,127	(170,165.55)		225.01%
Transfers In From Other Funds	4,346.87	378,800.71	234,736	(144,064.70)		161.37%
Total General Fund	1,674,908.33	29,075,866.84	30,360,110	1,284,242.76		

Clay County, Missouri
Revenues for the one month and eleven months ended November 30, 2022
Cash Basis

	2022				
	One month ended 11/30/22	Eleven months ended 11/30/22	Budget (less Carryover)	Amount Under (Over) Budget	% Over/Under Budget
219 CARES Act	-	-	-	-	0.00%
220 Road & Bridge	323,606.78	9,675,589.11	7,649,789	(2,025,799.71)	126.48%
221 Emerg. Rental Assist. Prog. 1.0	-	2,125.26	2,127	1.96	99.91%
222 Emerg. Rental Assist. Prog. 2.0	124.58	1,730,740.39	1,728,304	(2,436.39)	100.14%
224 American Rescue Plan Act	20,981.70	24,457,855.65	24,132,847	(325,009.05)	101.35%
240 Park	141,524.02	4,655,313.03	4,419,813	(235,500.03)	105.33%
260 Prosecutor Training	1,456.53	15,354.76	13,100	(2,254.76)	117.21%
264 Delinquent Sales Tax	5.56	886.89	1,050	163.11	84.47%
265 Prosecutor Contingency	-	17,646.44	17,647	0.56	100.00%
266 Prosecutor Check Collection	1,011.88	6,913.69	13,125	6,211.31	52.68%
271 Law Enforcement Training	1,162.66	18,709.94	18,925	215.06	98.86%
272 Work Release Program	-	6,371.50	13,000	6,628.50	49.01%
278 Civil Fees	586.00	50,586.00	50,000	(586.00)	101.17%
279 Law Enforcement	1,697,546.93	21,561,892.46	23,243,573	1,681,680.62	92.76%
282 Emergency Communications	93,842.38	944,863.47	1,007,225	62,361.53	93.81%
283 Law Library	-	-	100,000	100,000.00	0.00%
285 Assessor	27,707.44	3,381,277.01	3,286,818	(94,459.01)	102.87%
286 Inmate Security	1,479.91	217,280.67	222,000	4,719.33	97.87%
289 Law Enforcement Capital Reserve	3,750.00	41,250.00	45,000	3,750.00	91.67%
290 TIF	375,062.62	5,173,258.87	4,808,000	(365,258.87)	107.60%
292 Federal Equitable Sharing	119.24	68,283.90	119,084	50,800.10	57.34%
293 Domestic Violence	1,933.06	25,170.34	23,100	(2,070.34)	108.96%
300 Use Tax - Capital Projects	226,328.63	3,109,269.35	2,357,374	(751,895.35)	131.90%
301 Use Tax - Road & Bridge	226,933.96	3,013,859.62	2,257,500	(756,359.62)	133.50%
302 Use Tax - Parks & Trails	226,160.90	3,008,950.35	2,260,000	(748,950.35)	133.14%
305 Tax Collection Software	3,200.99	214,090.94	225,000	10,909.06	95.15%
310 Debt Service	4,225.00	4,001,337.68	4,001,338	-	100.00%
315 Health Benefits	563,931.51	6,410,905.52	6,037,044	(373,861.52)	106.19%
400 Bond Construction Fund	85,340.13	92,498.85	-	(92,498.85)	0.00%
401 Airport Construction	62,517.31	1,349,300.84	1,331,698	(17,602.59)	101.32%
403 LINC	7.98	120.89	125	4.11	96.71%
504 Sheriff DARE	8.36	11,173.34	11,175	1.66	99.99%
506 Sheriff Emerg. Fug. Apprehension	-	165,500.98	176,000	10,499.02	94.03%
611 Prosecutor Retirement	-	12,000.00	12,000	-	100.00%
790 Land Trustee Agency Fund	-	-	-	-	0.00%
933 Records Preservation	28,598.08	448,536.10	608,000	159,463.90	73.77%
943 Collector TMF	15,691.25	823,053.87	725,000	(98,053.87)	113.52%
944 K-9	14.94	37,869.09	21,249	(16,620.09)	178.22%
946 Sheriff Revolving Fund	4,059.22	68,490.98	151,750	83,259.02	45.13%
Total of All Funds	\$ 5,813,827.88	\$ 123,894,194.62	\$ 121,449,890	\$ (2,444,304.79)	

Clay County, Missouri
Expenditures for the one month and eleven months ended November 30, 2022
Cash Basis

	One month ended 11/30/22	Eleven months ended 11/30/22	2022 Budget	Amount Under (Over) Budget	% Over/Under Budget
Auditor	\$ 70,377.79	\$ 630,947.15	\$ 801,058	\$ 170,111.34	78.76%
County Clerk	25,780.63	301,147.09	358,214	57,066.45	84.07%
Treasurer	20,096.32	230,993.04	273,948	42,954.76	84.32%
County Commission	22,220.11	487,743.15	525,301	37,557.58	92.85%
Recorder of Deeds	36,216.58	420,982.76	481,344	60,361.36	87.46%
Collector	42,977.26	623,690.24	1,061,538	437,847.33	58.75%
Misc Tax Fees	81.00	65,932.30	70,000	4,067.70	94.19%
Rainy Day	-	-	2,504,331	2,504,331.01	0.00%
Public Administrator	61,721.22	716,311.31	830,826	114,514.44	86.22%
Indigent Board & Care	675.00	10,125.00	30,000	19,875.00	33.75%
Medical Examiner	51,500.00	618,000.00	618,000	-	100.00%
Prosecutor	132,487.09	1,440,083.92	1,941,149	501,064.62	74.19%
Support Recovery	73,404.31	822,049.95	1,360,844	538,793.76	60.41%
Emergency Management	-	-	-	-	0.00%
Division 1 Court	555.81	5,858.80	20,445	14,586.00	28.66%
Division 2 Court	494.05	5,054.36	17,195	12,140.44	29.39%
Division 3 Court	14,111.27	138,669.45	156,895	18,225.35	88.38%
Division 4 Court	3,426.95	13,549.03	27,120	13,570.77	49.96%
Division 5 Court	306.20	43,441.59	46,290	2,848.41	93.85%
Division 6 Court	1,578.82	9,092.24	14,390	5,297.76	63.18%
Division 7 Court	74.39	3,069.47	14,290	11,220.53	21.48%
Family Court Administrator	3,337.60	68,741.33	94,190	25,448.67	72.98%
Drug Court Administrator	511.77	5,168.24	10,750	5,581.76	48.08%
Division 9	195.57	4,156.36	14,290	10,133.64	29.09%
Division 1 Reporter	419.00	1,774.49	5,000	3,225.51	35.49%
Division 2 Reporter	32.74	1,601.38	5,050	3,448.62	31.71%
Division 3 Reporter	-	4,356.16	5,650	1,293.84	77.10%
Division 4 Reporter	1,012.99	1,012.99	4,400	3,387.01	23.02%
Circuit Court Executive Secretary	3,673.20	16,634.11	26,479	9,844.96	62.82%
Jury Supervisor	270.88	5,426.51	7,000	1,573.49	77.52%
Law Library	6,129.38	62,599.41	65,000	2,400.59	96.31%
Circuit Clerk	16,787.02	219,294.60	282,025	62,730.59	77.76%
Circuit Clerk JIS	69,262.61	616,259.31	746,687	130,427.79	82.53%
Jury Fees & Court	8,498.11	71,827.69	100,000	28,172.31	71.83%
Office of Dispute Resolution Services	15,318.95	171,166.53	213,937	42,770.19	80.01%
Juvenile - Administration	166,514.19	1,787,196.23	2,261,853	474,656.51	79.01%
Juvenile - Detention	63,532.47	697,209.97	1,017,326	320,116.09	68.53%
Juvenile - Group Homes	43,210.26	639,811.12	793,760	153,948.59	80.61%
County Administrator	59,169.28	809,711.91	1,083,378	273,666.50	74.74%
Purchasing	25,296.37	293,535.26	362,311	68,775.91	81.02%
Human Resources	48,195.76	490,251.05	707,543	217,292.08	69.29%
Finance	-	-	-	-	0.00%
County Counselor	19,111.08	202,881.79	267,598	64,716.44	75.82%
Planning & Zoning	40,233.53	359,272.48	530,501	171,228.67	67.72%
Information Technology	152,560.40	1,346,986.24	2,423,214	1,076,227.47	55.59%
Facilities Management	151,225.06	1,421,015.50	1,924,118	503,102.60	73.85%
Utilities	70,474.22	852,079.21	1,351,371	499,291.79	63.05%
Appropriations to Outside Agencies	7,000.00	313,720.00	313,721	1.00	100.00%
Government Association Membership	-	55,000.00	55,000	-	100.00%
Election Commission	49,172.66	532,080.18	716,033	183,952.82	74.31%
Benefits and Insurances	186,284.66	2,830,570.36	3,961,165	1,130,595.05	71.46%
County Elections	176,104.08	176,104.08	500,000	323,895.92	35.22%
Debt Service	-	-	1,744	1,744.00	0.00%
Emergency Account	-	-	1,300,000	1,300,000.00	0.00%
Board of Equalization	1,520.38	18,686.31	25,329	6,642.59	73.77%
Public Services	-	-	-	-	0.00%
Tourism	-	-	-	-	0.00%

Clay County, Missouri
Expenditures for the one month and eleven months ended November 30, 2022
Cash Basis

	One month ended 11/30/22	Eleven months ended 11/30/22	2022 Budget	Amount Under (Over) Budget	% Over/Under Budget
Airport Operations	1,899,244.23	1,899,244.23	3,600,000	1,700,755.77	52.76%
Judicial Expense	1,796.34	21,536.76	40,000	18,463.24	53.84%
Transfers Out	501,369.33	7,157,522.93	7,604,484	446,961.32	94.12%
100 Total General Fund	4,345,548.92	29,741,175.57	43,574,084	13,832,908	
219 CARES Act	-	-	-	-	0.00%
220 Road & Bridge	295,139.97	5,965,314.41	8,552,818	2,587,503.37	69.75%
221 Emerg. Rental Assist. Prog. 1.0	3,283.01	142,777.23	142,778	0.99	100.00%
222 Emerg. Rental Assist. Prog. 2.0	50,900.74	1,706,102.55	1,903,100	196,997.45	89.65%
224 American Rescue Plan Act	360,325.89	11,393,454.72	46,128,019	34,734,564.04	24.70%
240 Park	384,197.32	4,675,548.91	6,986,966	2,311,417.58	66.92%
260 Prosecutor Training	1,681.89	17,506.36	46,679	29,172.64	37.50%
264 Delinquent Sales Tax	-	963.71	10,863	9,899.29	8.87%
265 Prosecutor Contingency	566.80	9,439.85	20,000	10,560.15	47.20%
266 Prosecutor Check Collection	336.33	5,249.53	23,220	17,970.47	22.61%
271 Law Enforcement Training	10,004.35	32,406.16	54,902	22,495.84	59.03%
272 Work Release Program	-	3,341.02	13,802	10,460.98	24.21%
278 Civil Fees	11,359.60	38,218.29	101,064	62,845.71	37.82%
279 Law Enforcement	1,805,341.77	20,695,413.33	23,278,980	2,583,566.27	88.90%
282 Emergency Communications	81,494.37	899,917.47	1,010,591	110,673.53	89.05%
283 Law Library	-	-	100,000	100,000.00	0.00%
285 Assessor	240,027.75	3,127,952.13	4,348,146	1,220,193.39	71.94%
286 Inmate Security	26,794.02	208,761.46	229,493	20,731.54	90.97%
289 Law Enforcement Capital Reserve	-	29,559.22	58,530	28,970.78	50.50%
290 TIF	200,000.49	2,984,169.52	5,741,191	2,757,021.48	51.98%
292 Federal Equitable Sharing	24,531.80	90,036.54	339,079	249,042.46	26.55%
293 Domestic Violence	-	26,877.90	37,275	10,397.10	72.11%
300 Use Tax - Capital Projects	158,900.26	3,146,427.49	4,098,728	952,300.43	76.77%
301 Use Tax - Road & Bridge	663,779.02	1,888,311.95	3,275,608	1,387,296.05	57.65%
302 Use Tax - Parks & Trails	43,550.34	2,773,610.81	3,513,179	739,568.49	78.95%
305 Tax Collection Software	24,343.27	150,121.34	260,592	110,470.66	57.61%
310 Debt Service	4,225.00	4,001,337.68	4,001,338	-	100.00%
315 Health Benefits	671,722.11	6,269,566.66	7,946,923	1,677,356.34	78.89%
400 Bond Construction Fund	-	3,425,753.55	5,053,968	1,628,214.45	67.78%
401 Airport Construction	239,872.12	1,427,063.75	2,045,518	618,454.21	69.77%
403 LINC	3,366.40	12,945.40	24,799	11,853.60	52.20%
504 Sheriff DARE	-	-	17,013	17,013.00	0.00%
506 Sheriff Emerg. Fug. Apprehension	17,528.21	138,304.44	176,000	37,695.56	78.58%
611 Prosecutor Retirement	969.00	10,659.00	14,487	3,828.00	73.58%
790 Land Trustee Agency Fund	-	-	9,363	9,363.00	0.00%
933 Records Preservation	26,288.00	361,601.81	1,972,960	1,611,358.19	18.33%
943 Collector TMF	10,045.39	731,907.68	892,352	160,444.47	82.02%
944 K-9	983.51	30,126.74	37,844	7,717.26	79.61%
946 Sheriff Revolving	19,975.61	184,531.24	268,168	83,636.39	68.81%
Total of All Funds	\$ 9,727,083.26	\$ 106,346,455.42	\$ 176,310,419	\$ 69,963,963	

Clay County, Missouri
Comparison of Revenues for the
One month ended November 30, 2022 and 2021
Cash Basis

	One month ended 11/30/22	One month ended 11/30/21	Variance Current Year Over (Under) Prior Year	% of Variance Between Years
100 General Fund				
Sales and Use Taxes	\$ 1,284,410.73	\$ 1,288,566.25	\$ (4,155.52)	99.68%
Property Taxes	7,408.56	7,493.85	(85.29)	98.86%
Marriage Licenses	-	586.48	(586.48)	0.00%
Amusement Licenses	40.00	4,989.50	(4,949.50)	0.80%
Auctioneer Licenses	52.00	104.00	(52.00)	50.00%
Liquor Licenses	316.00	1,447.33	(1,131.33)	21.83%
Permits/Applications	1,715.00	3,630.00	(1,915.00)	47.25%
Inspection Fees	2,900.00	2,810.00	90.00	103.20%
Building Permits	26,778.90	9,212.40	17,566.50	290.68%
Fee Office Charges	127,199.13	144,762.18	(17,563.05)	87.87%
Service Fees	19,996.68	18,505.85	1,490.83	108.06%
Court Fines & Fees	-	-	-	0.00%
Retail Sales	-	-	-	0.00%
Concession & Commission	207.75	205.11	2.64	101.29%
Leases	5,250.00	5,250.00	-	100.00%
Surplus Property Sales	-	-	-	0.00%
Interest Earned	12,394.83	5,641.04	6,753.79	219.73%
From Federal Government	5,916.00	21,177.00	(15,261.00)	27.94%
From State of Missouri	110,826.02	101,389.34	9,436.68	109.31%
From Other Counties	10,277.00	828.00	9,449.00	1241.18%
From Cities	-	-	-	0.00%
Other Non-governmental Reimb	-	-	-	0.00%
Miscellaneous Reimbursements	3,251.70	-	3,251.70	0.00%
Gifts & Donations	-	-	-	0.00%
Other Misc. Revenue	51,621.16	4,407.17	47,213.99	1171.30%
Transfers In From Other Funds	4,346.87	274,541.50	(270,194.63)	1.58%
Total General Fund	1,674,908.33	1,895,547.00	(220,638.67)	

Clay County, Missouri
Comparison of Revenues for the
One month ended November 30, 2022 and 2021
Cash Basis

	One month ended 11/30/22	One month ended 11/30/21	Variance Current Year Over (Under) Prior Year	% of Variance Between Years	
219	CARES Act	-	-	0.00%	
220	Road & Bridge	323,606.78	195,151.52	128,455.26	165.82%
221	Emerg. Rental Assist. Prog. 1.0	-	12,790.94	(12,790.94)	0.00%
222	Emerg. Rental Assist. Prog. 2.0	124.58	305.25	(180.67)	40.81%
224	American Rescue Plan Act	20,981.70	7,345.43	13,636.27	285.64%
240	Park	141,524.02	326,499.14	(184,975.12)	43.35%
260	Prosecutor Training	1,456.53	1,817.77	(361.24)	80.13%
264	Delinquent Sales Tax	5.56	2.98	2.58	186.58%
265	Prosecutor Contingency	-	-	-	0.00%
266	Prosecutor Check Collection	1,011.88	255.73	756.15	395.68%
271	Law Enforcement Training	1,162.66	1,131.82	30.84	102.72%
272	Work Release Program	-	620.70	(620.70)	0.00%
278	Civil Fees	586.00	-	586.00	0.00%
279	Law Enforcement	1,697,546.93	2,137,153.47	(439,606.54)	79.43%
282	Emergency Communications	93,842.38	73,988.61	19,853.77	126.83%
283	Law Library	-	-	-	0.00%
285	Assessor	27,707.44	12,974.93	14,732.51	213.55%
286	Inmate Security	1,479.91	1,595.58	(115.67)	92.75%
289	Law Enforcement Capital Reserve	3,750.00	3,750.00	-	100.00%
290	TIF	375,062.62	738,978.14	(363,915.52)	50.75%
292	Federal Equitable Sharing	119.24	139.24	(20.00)	85.64%
293	Domestic Violence	1,933.06	2,123.57	(190.51)	91.03%
300	Use Tax - Capital Projects	226,328.63	193,163.95	33,164.68	117.17%
301	Use Tax - Road & Bridge	226,933.96	193,101.62	33,832.34	117.52%
302	Use Tax - Parks & Trails	226,160.90	192,976.64	33,184.26	117.20%
305	Tax Collection Software	3,200.99	550.04	2,650.95	581.96%
310	Debt Service	4,225.00	17,476.19	(13,251.19)	24.18%
315	Health Benefits	563,931.51	510,046.40	53,885.11	110.56%
400	Bond Construction Fund	85,340.13	24,489,305.41	(24,403,965.28)	0.35%
401	Airport Construction	62,517.31	76,529.59	(14,012.28)	81.69%
403	LINC	7.98	7.58	0.40	105.28%
504	Sheriff DARE	8.36	5,703.53	(5,695.17)	0.15%
506	Sheriff Emerg. Fug. Apprehension	-	-	-	0.00%
611	Prosecutor Retirement	-	-	-	0.00%
790	Land Trustee Agency Fund	-	-	-	0.00%
933	Records Preservation	28,598.08	49,875.20	(21,277.12)	57.34%
943	Collector TMF	15,691.25	10,309.45	5,381.80	152.20%
944	K-9	14.94	13,681.82	(13,666.88)	0.11%
946	Sheriff Revolving	4,059.22	15,449.61	(11,390.39)	26.27%
<hr/>					
Total of All Funds	\$ 5,813,827.88	\$ 31,180,348.85	\$ (25,366,520.97)		

Clay County, Missouri
Comparison of Expenditures for the
One month ended November 30, 2022 and 2021
Cash Basis

	One month ended 11/30/22	One month ended 11/30/21	Variance Current Year Over (Under) Prior Year	% of Variance Between Years
100 General Fund				
Auditor	\$ 70,377.79	\$ 25,504.27	\$ 44,873.52	275.95%
County Clerk	25,780.63	25,578.34	202.29	100.79%
Treasurer	20,096.32	18,633.65	1,462.67	107.85%
County Commission	22,220.11	22,234.44	(14.33)	99.94%
Recorder of Deeds	36,216.58	35,346.94	869.64	102.46%
Collector	42,977.26	46,717.59	(3,740.33)	91.99%
Misc Tax Fees	81.00	5,692.33	(5,611.33)	1.42%
Rainy Day	-	-	-	0.00%
Public Administrator	61,721.22	57,894.21	3,827.01	106.61%
Indigent Board & Care	675.00	3,375.00	(2,700.00)	20.00%
Medical Examiner	51,500.00	-	51,500.00	0.00%
Prosecutor	132,487.09	127,594.89	4,892.20	103.83%
Support Recovery	73,404.31	67,648.49	5,755.82	108.51%
Emergency Management	-	-	-	0.00%
Division 1 Court	555.81	843.99	(288.18)	65.86%
Division 2 Court	494.05	248.40	245.65	198.89%
Division 3 Court	14,111.27	6,463.40	7,647.87	218.33%
Division 4 Court	3,426.95	462.63	2,964.32	740.75%
Division 5 Court	306.20	703.89	(397.69)	43.50%
Division 6 Court	1,578.82	30.74	1,548.08	5136.04%
Division 7 Court	74.39	-	74.39	0.00%
Family Court Administrator	3,337.60	5,632.94	(2,295.34)	59.25%
Drug Court Administrator	511.77	14.99	496.78	3414.08%
Division 9	195.57	-	195.57	0.00%
Division 1 Reporter	419.00	-	419.00	0.00%
Division 2 Reporter	32.74	-	32.74	0.00%
Division 3 Reporter	-	282.48	(282.48)	0.00%
Division 4 Reporter	1,012.99	-	1,012.99	0.00%
Circuit Court Executive Secretary	3,673.20	634.66	3,038.54	578.77%
Jury Supervisor	270.88	-	270.88	0.00%
Law Library	6,129.38	6,186.31	(56.93)	99.08%
Circuit Clerk	16,787.02	12,053.90	4,733.12	139.27%
Circuit Clerk JIS	69,262.61	44,423.09	24,839.52	155.92%
Jury Fees & Court	8,498.11	10,936.00	(2,437.89)	77.71%
Office of Dispute Resolution Services	15,318.95	14,445.24	873.71	106.05%
Juvenile - Administration	166,514.19	155,054.73	11,459.46	107.39%
Juvenile - Detention	63,532.47	62,795.53	736.94	101.17%
Juvenile - Group Homes	43,210.26	58,941.47	(15,731.21)	73.31%
County Administrator	59,169.28	19,345.41	39,823.87	305.86%
Purchasing	25,296.37	29,471.94	(4,175.57)	85.83%
Human Resources	48,195.76	67,727.83	(19,532.07)	71.16%
Finance	-	59,328.53	(59,328.53)	0.00%
County Counselor	19,111.08	11,943.58	7,167.50	160.01%
Planning & Zoning	40,233.53	28,837.40	11,396.13	139.52%
Information Technology	152,560.40	186,411.88	(33,851.48)	81.84%
Facilities Management	151,225.06	97,791.95	53,433.11	154.64%
Utilities	70,474.22	64,914.02	5,560.20	108.57%
Contributions to External Programs	7,000.00	-	7,000.00	0.00%
Government Association Membership	-	-	-	0.00%
Election Commission	49,172.66	35,016.50	14,156.16	140.43%
Benefits and Insurances	186,284.66	212,084.85	(25,800.19)	87.83%
County Elections	176,104.08	-	176,104.08	0.00%
Debt Service	-	-	-	0.00%
Emergency Account	-	-	-	0.00%
Board of Equalization	1,520.38	1,572.90	(52.52)	96.66%
Public Services	-	14,202.94	(14,202.94)	0.00%

Clay County, Missouri
Comparison of Expenditures for the
One month ended November 30, 2022 and 2021
Cash Basis

	One month ended 11/30/22	One month ended 11/30/21	Variance Current Year Over (Under) Prior Year	% of Variance Between Years
Tourism	-	900.00	(900.00)	0.00%
Airport Operations	1,899,244.23	-	1,899,244.23	0.00%
Judicial Expense	1,796.34	1,902.08	(105.74)	94.44%
Transfers Out	501,369.33	716,622.04	(215,252.71)	69.96%
Total General Fund	4,345,548.92	2,364,448.39	1,981,100.53	
219 CARES Act	-	-	-	0.00%
220 Road & Bridge	295,139.97	177,709.49	117,430.48	166.08%
221 Emerg. Rental Assist. Prog. 1.0	3,283.01	15,264.09	(11,981.08)	21.51%
222 Emerg. Rental Assist. Prog. 2.0	50,900.74	326,457.26	(275,556.52)	15.59%
224 American Rescue Plan Act	360,325.89	1,124,464.90	(764,139.01)	32.04%
240 Park	384,197.32	384,971.44	(774.12)	99.80%
260 Prosecutor Training	1,681.89	522.74	1,159.15	321.75%
264 Delinquent Sales Tax	-	-	-	0.00%
265 Prosecutor Contingency	566.80	1,040.07	(473.27)	54.50%
266 Prosecutor Check Collection	336.33	467.33	(131.00)	71.97%
271 Law Enforcement Training	10,004.35	7,881.00	2,123.35	126.94%
272 Work Release Program	-	2,939.03	(2,939.03)	0.00%
278 Civil Fees	11,359.60	7,987.50	3,372.10	142.22%
279 Law Enforcement	1,805,341.77	1,766,197.56	39,144.21	102.22%
282 Emergency Communications	81,494.37	-	81,494.37	0.00%
283 Law Library	-	-	-	0.00%
285 Assessor	240,027.75	255,920.41	(15,892.66)	93.79%
286 Inmate Security	26,794.02	63,836.24	(37,042.22)	41.97%
289 Law Enforcement Capital Reserve	-	-	-	0.00%
290 TIF	200,000.49	380,462.17	(180,461.68)	52.57%
292 Federal Equitable Sharing	24,531.80	6,350.79	18,181.01	386.28%
293 Domestic Violence	-	-	-	0.00%
300 Use Tax - Capital Projects	158,900.26	88,459.16	70,441.10	179.63%
301 Use Tax - Road & Bridge	663,779.02	30,433.19	633,345.83	2181.10%
302 Use Tax - Parks & Trails	43,550.34	57,050.97	(13,500.63)	76.34%
305 Tax Collection Software	24,343.27	-	24,343.27	0.00%
310 Debt Service	4,225.00	875.00	3,350.00	482.86%
315 Health Benefits	671,722.11	828,882.29	(157,160.18)	81.04%
400 Bond Construction Fund	-	51,196,250.85	(51,196,250.85)	0.00%
401 Airport Construction	239,872.12	127,156.31	112,715.81	188.64%
403 LINC	3,366.40	-	3,366.40	0.00%
504 Sheriff DARE	-	-	-	0.00%
506 Sheriff Emerg. Fug. Apprehension	17,528.21	26,764.45	(9,236.24)	65.49%
611 Prosecutor Retirement	969.00	969.00	-	100.00%
790 Land Trustee Agency Fund	-	-	-	0.00%
933 Records Preservation	26,288.00	36,171.00	(9,883.00)	72.68%
943 Collector TMF	10,045.39	100,593.05	(90,547.66)	9.99%
944 K-9	983.51	-	983.51	0.00%
946 Sheriff Revolving	19,975.61	34,509.91	(14,534.30)	57.88%
Total of All Funds	\$ 9,727,083.26	\$ 59,415,035.59	\$ (49,687,952.33)	

Clay County, Missouri
Comparison of Revenues for the
Eleven months ended November 30, 2022 and 2021
Cash Basis

	Eleven months ended 11/30/22	Eleven months ended 11/30/21	Variance Current Year Over (Under) Prior Year	% of Variance Between Years
100 General Fund				
Sales and Use Taxes	\$ 17,038,321.90	\$ 14,962,105.14	\$ 2,076,216.76	113.88%
Property Taxes	1,881,799.66	2,481,934.01	(600,134.35)	75.82%
Marriage Licenses	6,986.07	17,745.08	(10,759.01)	39.37%
Amusement Licenses	148,248.24	148,430.75	(182.51)	99.88%
Auctioneer Licenses	208.00	423.00	(215.00)	49.17%
Liquor Licenses	143,054.52	137,981.51	5,073.01	103.68%
Permits/Applications	31,796.00	28,068.00	3,728.00	113.28%
Inspection Fees	34,860.00	35,770.00	(910.00)	97.46%
Building Permits	204,080.83	171,127.26	32,953.57	119.26%
Fee Office Charges	6,326,076.58	6,581,651.43	(255,574.85)	96.12%
Service Fees	159,059.50	150,865.63	8,193.87	105.43%
Court Fines & Fees	-	-	-	0.00%
Retail Sales	-	-	-	0.00%
Concession & Commission	2,378.19	1,320.79	1,057.40	180.06%
Leases	57,750.00	57,750.00	-	100.00%
Surplus Property Sales	-	3,038.96	(3,038.96)	0.00%
Interest Earned	145,875.06	92,415.00	53,460.06	157.85%
From Federal Government	83,949.00	49,313.00	34,636.00	170.24%
From State of Missouri	2,081,186.92	2,137,870.09	(56,683.17)	97.35%
From Other Counties	30,111.43	13,298.00	16,813.43	226.44%
From Cities	-	-	-	0.00%
Other Non-governmental Reimb	1,700.00	2,150.00	(450.00)	79.07%
Miscellaneous Reimbursements	13,332.09	16,624.93	(3,292.84)	80.19%
Gifts & Donations	-	-	-	0.00%
Other Misc. Revenue	306,292.14	317,899.87	(11,607.73)	96.35%
Transfers In From Other Funds	378,800.71	850,738.85	(471,938.14)	44.53%
Total General Fund	29,075,866.84	28,258,521.30	817,345.54	

Clay County, Missouri
Comparison of Revenues for the
Eleven months ended November 30, 2022 and 2021
Cash Basis

	Eleven months ended 11/30/22	Eleven months ended 11/30/21	Variance Current Year Over (Under) Prior Year	% of Variance Between Years	
219	CARES Act	-	(22.47)	22.47	0.00%
220	Road & Bridge	9,675,589.11	7,090,254.78	2,585,334.33	136.46%
221	Ermerg. Rental Assist. Prog. 1.0	2,125.26	3,755,335.75	(3,753,210.49)	0.06%
222	Ermerg. Rental Assist. Prog. 2.0	1,730,740.39	1,154,073.82	576,666.57	149.97%
224	American Rescue Plan Act	24,457,855.65	24,315,532.59	142,323.06	100.59%
240	Park	4,655,313.03	6,178,842.06	(1,523,529.03)	75.34%
260	Prosecutor Training	15,354.76	14,768.31	586.45	103.97%
264	Delinquent Sales Tax	886.89	1,026.75	(139.86)	86.38%
265	Prosecutor Contingency	17,646.44	6,427.08	11,219.36	274.56%
266	Prosecutor Check Collection	6,913.69	6,192.78	720.91	111.64%
271	Law Enforcement Training	18,709.94	17,481.29	1,228.65	107.03%
272	Work Release Program	6,371.50	2,705.16	3,666.34	235.53%
278	Civil Fees	50,586.00	50,000.00	586.00	101.17%
279	Law Enforcement	21,561,892.46	18,792,953.78	2,768,938.68	114.73%
282	Emergency Communications	944,863.47	817,294.81	127,568.66	115.61%
283	Law Library	-	-	-	0.00%
285	Assessor	3,381,277.01	3,178,011.32	203,265.69	106.40%
286	Inmate Security	217,280.67	18,169.25	199,111.42	1195.87%
289	Law Enforcement Capital Reserve	41,250.00	41,255.26	(5.26)	99.99%
290	TIF	5,173,258.87	5,336,249.89	(162,991.02)	96.95%
292	Federal Equitable Sharing	68,283.90	89,626.93	(21,343.03)	76.19%
293	Domestic Violence	25,170.34	24,445.46	724.88	102.97%
300	Use Tax - Capital Projects	3,109,269.35	2,320,225.26	789,044.09	134.01%
301	Use Tax - Road & Bridge	3,013,859.62	2,320,083.08	693,776.54	129.90%
302	Use Tax - Parks & Trails	3,008,950.35	2,327,660.12	681,290.23	129.27%
305	Tax Collection Software	214,090.94	216,535.90	(2,444.96)	98.87%
310	Debt Service	4,001,337.68	3,655,128.16	346,209.52	109.47%
315	Health Benefits	6,410,905.52	5,592,932.56	817,972.96	114.63%
400	Bond Construction Fund	92,498.85	25,152,970.56	(25,060,471.71)	0.37%
401	Airport Construction	1,349,300.84	1,024,252.66	325,048.18	131.74%
403	LINC	120.89	116.37	4.52	103.88%
504	Sheriff DARE	11,173.34	6,635.64	4,537.70	168.38%
506	Sheriff Emerg. Fug. Apprehension	165,500.98	172,218.35	(6,717.37)	96.10%
611	Prosecutor Retirement	12,000.00	13,136.00	(1,136.00)	91.35%
790	Land Trustee Agency Fund	-	-	-	0.00%
933	Records Preservation	448,536.10	612,545.60	(164,009.50)	73.22%
943	Collector TMF	823,053.87	843,230.70	(20,176.83)	97.61%
944	K-9	37,869.09	50,279.44	(12,410.35)	75.32%
946	Sheriff Revolving	68,490.98	167,785.29	(99,294.31)	40.82%
Total of All Funds		\$ 123,894,194.62	\$ 143,624,881.59	\$ (19,730,686.97)	

Clay County, Missouri
Comparison of Expenditures for the
Eleven months ended November 30, 2022 and 2021
Cash Basis

	Eleven months ended 11/30/22	Eleven months ended 11/30/21	Variance Current Year Over (Under) Prior Year	% of Variance Between Years
100 General Fund				
Auditor	\$ 630,947.15	\$ 289,050.99	\$ 341,896.16	218.28%
County Clerk	301,147.09	285,329.80	15,817.29	105.54%
Treasurer	230,993.04	224,931.77	6,061.27	102.69%
County Commission	487,743.15	251,656.59	236,086.56	193.81%
Recorder of Deeds	420,982.76	401,724.89	19,257.87	104.79%
Collector	623,690.24	682,609.56	(58,919.32)	91.37%
Misc Tax Fees	65,932.30	64,230.30	1,702.00	102.65%
Rainy Day	-	-	-	0.00%
Public Administrator	716,311.31	691,197.57	25,113.74	103.63%
Indigent Board & Care	10,125.00	14,850.00	(4,725.00)	68.18%
Medical Examiner	618,000.00	424,600.00	193,400.00	145.55%
Prosecutor	1,440,083.92	1,472,617.20	(32,533.28)	97.79%
Support Recovery	822,049.95	868,190.42	(46,140.47)	94.69%
Emergency Management	-	-	-	0.00%
Division 1 Court	5,858.80	4,677.56	1,181.24	125.25%
Division 2 Court	5,054.36	8,108.94	(3,054.58)	62.33%
Division 3 Court	138,669.45	127,116.72	11,552.73	109.09%
Division 4 Court	13,549.03	6,192.10	7,356.93	218.81%
Division 5 Court	43,441.59	38,183.95	5,257.64	113.77%
Division 6 Court	9,092.24	3,722.82	5,369.42	244.23%
Division 7 Court	3,069.47	2,271.30	798.17	135.14%
Family Court Administrator	68,741.33	84,421.12	(15,679.79)	81.43%
Drug Court Administrator	5,168.24	1,798.28	3,369.96	287.40%
Division 9	4,156.36	6,825.11	(2,668.75)	60.90%
Division 1 Reporter	1,774.49	1,201.18	573.31	147.73%
Division 2 Reporter	1,601.38	999.22	602.16	160.26%
Division 3 Reporter	4,356.16	923.84	3,432.32	471.53%
Division 4 Reporter	1,012.99	2,525.00	(1,512.01)	40.12%
Circuit Court Executive Secretary	16,634.11	9,686.30	6,947.81	171.73%
Jury Supervisor	5,426.51	2,803.92	2,622.59	193.53%
Law Library	62,599.41	50,147.95	12,451.46	124.83%
Circuit Clerk	219,294.60	157,915.11	61,379.49	138.87%
Circuit Clerk JIS	616,259.31	593,918.27	22,341.04	103.76%
Jury Fees & Court	71,827.69	67,537.33	4,290.36	106.35%
Office of Dispute Resolution Services	171,166.53	167,536.68	3,629.85	102.17%
Juvenile - Administration	1,787,196.23	1,753,266.15	33,930.08	101.94%
Juvenile - Detention	697,209.97	741,423.23	(44,213.26)	94.04%
Juvenile - Group Homes	639,811.12	589,979.28	49,831.84	108.45%
County Administrator	809,711.91	175,469.75	634,242.16	461.45%
Purchasing	293,535.26	321,873.25	(28,337.99)	91.20%
Human Resources	490,251.05	682,757.01	(192,505.96)	71.80%
Finance	-	479,516.05	(479,516.05)	0.00%
County Counselor	202,881.79	135,748.80	67,132.99	149.45%
Planning & Zoning	359,272.48	396,015.67	(36,743.19)	90.72%
Central Services - Mail Room	-	-	-	0.00%
Information Technology	1,346,986.24	1,737,824.03	(390,837.79)	77.51%
Finance-Appropriations	-	-	-	0.00%
Facilities Management	1,421,015.50	1,314,982.62	106,032.88	108.06%
Utilities	852,079.21	721,079.65	130,999.56	118.17%
Contributions to External Programs	313,720.00	312,820.00	900.00	100.29%
Government Association Membership	55,000.00	53,380.00	1,620.00	103.03%
Election Commission	532,080.18	566,966.27	(34,886.09)	93.85%
Benefits and Insurances	2,830,570.36	2,708,219.04	122,351.32	104.52%
County Elections	176,104.08	422,853.09	(246,749.01)	41.65%
Debt Service	-	-	-	0.00%
Judgements and Settlements	-	-	-	0.00%

Clay County, Missouri
Comparison of Expenditures for the
Eleven months ended November 30, 2022 and 2021
Cash Basis

	Eleven months ended 11/30/22	Eleven months ended 11/30/21	Variance Current Year Over (Under) Prior Year	% of Variance Between Years
Emergency Account	-	-	-	0.00%
Board of Equalization	18,686.31	16,639.07	2,047.24	112.30%
Public Services	-	183,372.94	(183,372.94)	0.00%
Tourism	-	30,414.00	(30,414.00)	0.00%
Airport Operations	1,899,244.23	-	1,899,244.23	0.00%
Judicial Expense	21,536.76	30,642.54	(9,105.78)	70.28%
Transfers Out	7,157,522.93	4,527,494.85	2,630,028.08	158.09%
			-	
Total General Fund	29,741,175.57	24,912,239.08	4,828,936.49	
219 CARES Act	-	856,259.81	(856,259.81)	0.00%
220 Road & Bridge	5,965,314.41	5,496,942.09	468,372.32	108.52%
221 Emerg. Rental Assist. Prog. 1.0	142,777.23	3,538,936.44	(3,396,159.21)	4.03%
222 Emerg. Rental Assist. Prog. 2.0	1,706,102.55	652,914.52	1,053,188.03	261.31%
224 American Rescue Plan Act	11,393,454.72	1,950,579.68	9,442,875.04	584.11%
240 Park	4,675,548.91	4,875,829.17	(200,280.26)	95.89%
260 Prosecutor Training	17,506.36	5,035.55	12,470.81	347.66%
264 Delinquent Sales Tax	963.71	580.00	383.71	166.16%
265 Prosecutor Contingency	9,439.85	16,302.67	(6,862.82)	57.90%
266 Prosecutor Check Collection	5,249.53	5,575.21	(325.68)	94.16%
271 Law Enforcement Training	32,406.16	29,047.42	3,358.74	111.56%
272 Work Release Program	3,341.02	36,960.06	(33,619.04)	9.04%
278 Civil Fees	38,218.29	56,323.64	(18,105.35)	67.85%
279 Law Enforcement	20,695,413.33	18,093,208.26	2,602,205.07	114.38%
282 Emergency Communications	899,917.47	757,826.46	142,091.01	118.75%
283 Law Library	-	-	-	0.00%
285 Assessor	3,127,952.13	3,078,403.29	49,548.84	101.61%
286 Inmate Security	208,761.46	332,027.85	(123,266.39)	62.87%
289 Law Enforcement Capital Reserve	29,559.22	-	29,559.22	0.00%
290 TIF	2,984,169.52	4,160,292.62	(1,176,123.10)	71.73%
292 Federal Equitable Sharing	90,036.54	134,344.99	(44,308.45)	67.02%
293 Domestic Violence	26,877.90	37,447.04	(10,569.14)	71.78%
300 Use Tax - Capital Projects	3,146,427.49	2,159,976.67	986,450.82	145.67%
301 Use Tax - Road & Bridge	1,888,311.95	2,418,497.34	(530,185.39)	78.08%
302 Use Tax - Parks & Trails	2,773,610.81	2,739,348.89	34,261.92	101.25%
305 Tax Collection Software	150,121.34	233,309.90	(83,188.56)	64.34%
310 Debt Service	4,001,337.68	3,638,526.97	362,810.71	109.97%
315 Health Benefits	6,269,566.66	5,376,986.55	892,580.11	116.60%
400 Bond Construction Fund	3,425,753.55	55,027,742.84	(51,601,989.29)	6.23%
401 Airport Construction	1,427,063.75	995,255.77	431,807.98	143.39%
403 LINC	12,945.40	-	12,945.40	0.00%
504 Sheriff DARE	-	-	-	0.00%
506 Sheriff Emerg. Fug. Apprehension	138,304.44	152,945.48	(14,641.04)	90.43%
611 Prosecutor Retirement	10,659.00	10,659.00	-	100.00%
790 Land Trustee Agency Fund	-	-	-	0.00%
933 Records Preservation	361,601.81	456,839.35	(95,237.54)	79.15%
943 Collector TMF	731,907.68	792,296.16	(60,388.48)	92.38%
944 K-9	30,126.74	25,940.90	4,185.84	116.14%
946 Sheriff Revolving	184,531.24	350,267.46	(165,736.22)	52.68%
			-	
Total of All Funds	\$ 106,346,455.42	\$ 143,405,669.13	\$ (37,059,213.71)	



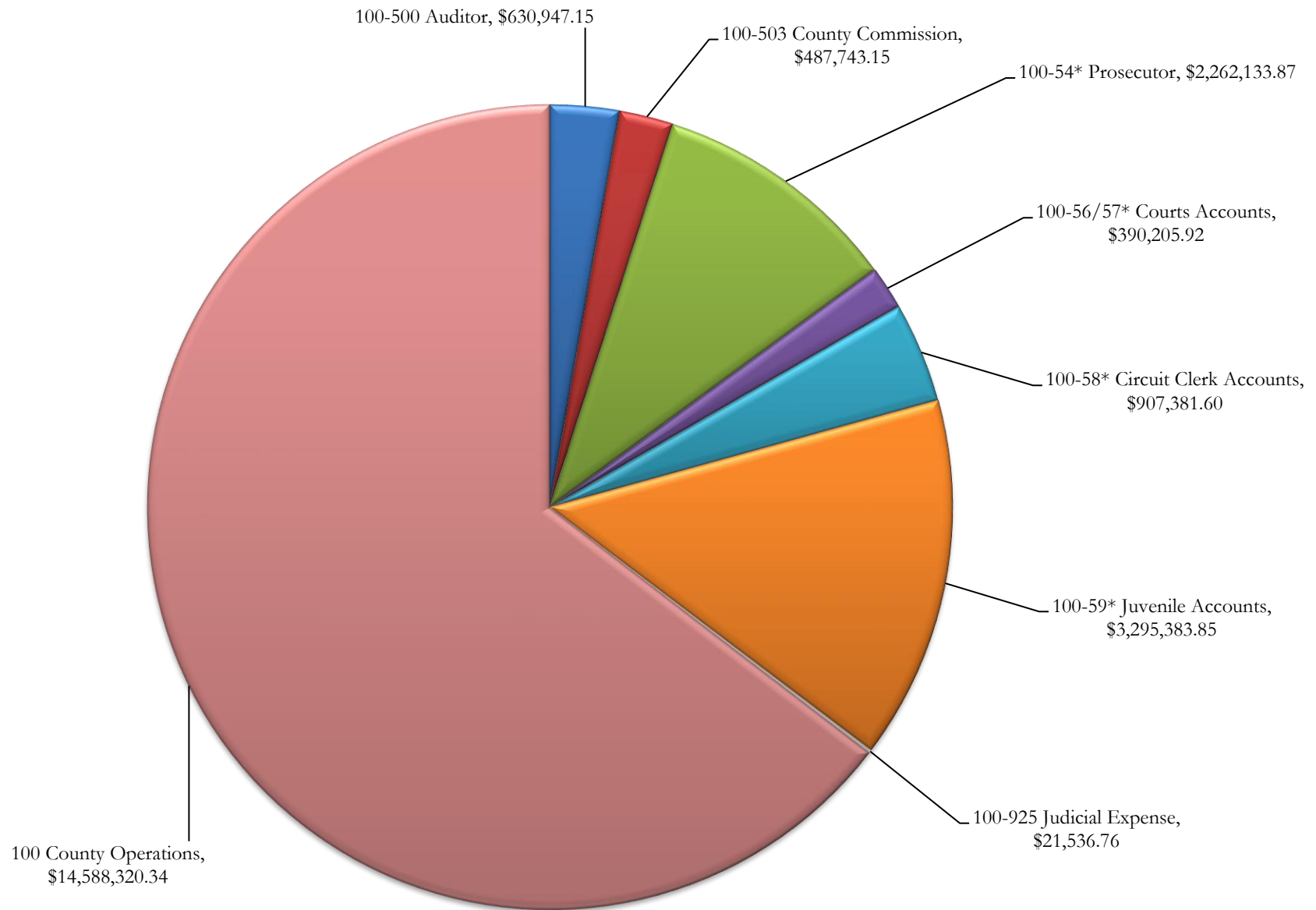
Victor Hurlbert, CGAP

Clay County, Missouri Auditor

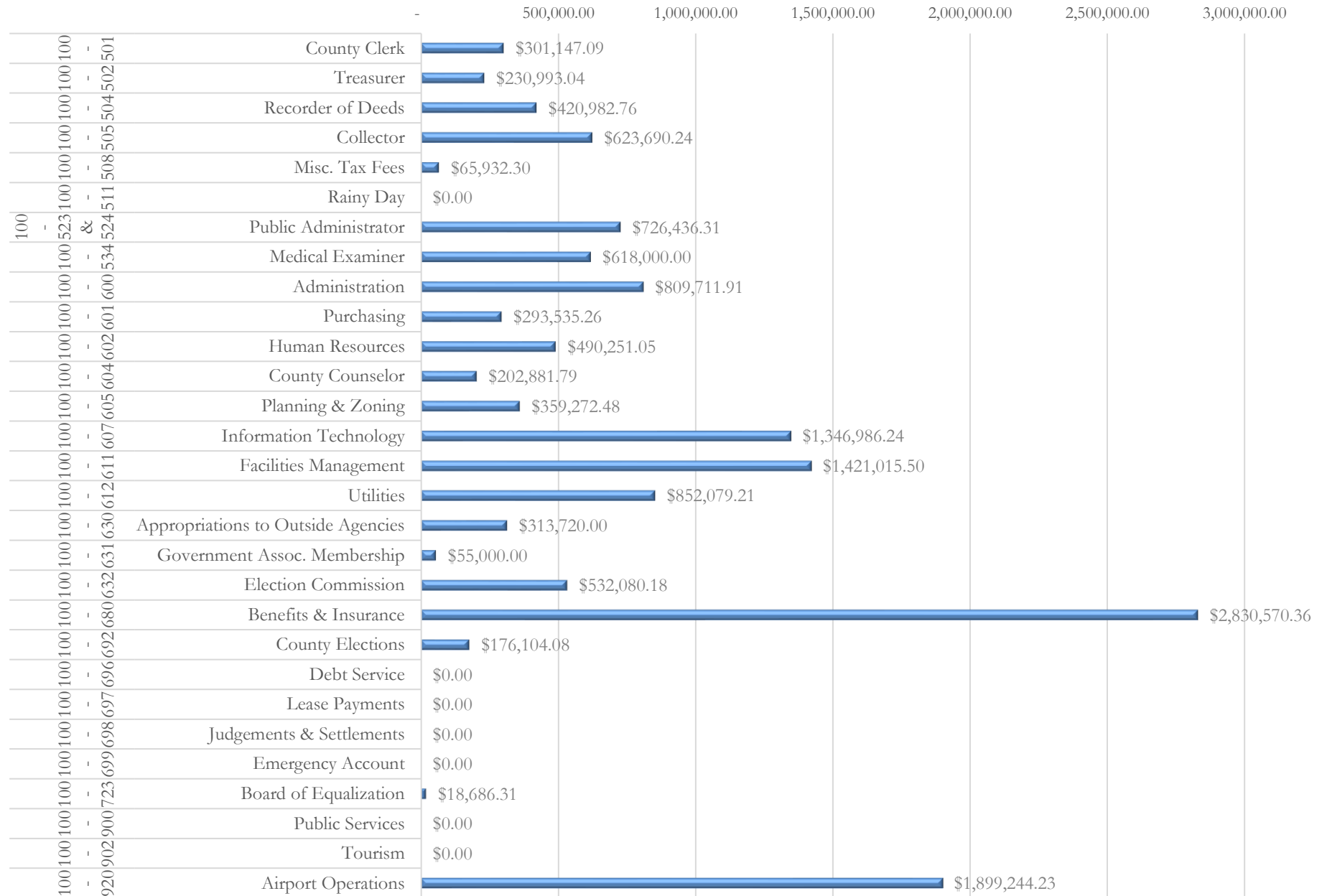
1 Courthouse Square,
Liberty, MO 64068
Phone: (816) 407-3592
Fax: (816) 407-3591

www.claycountymo.gov/departments/auditor

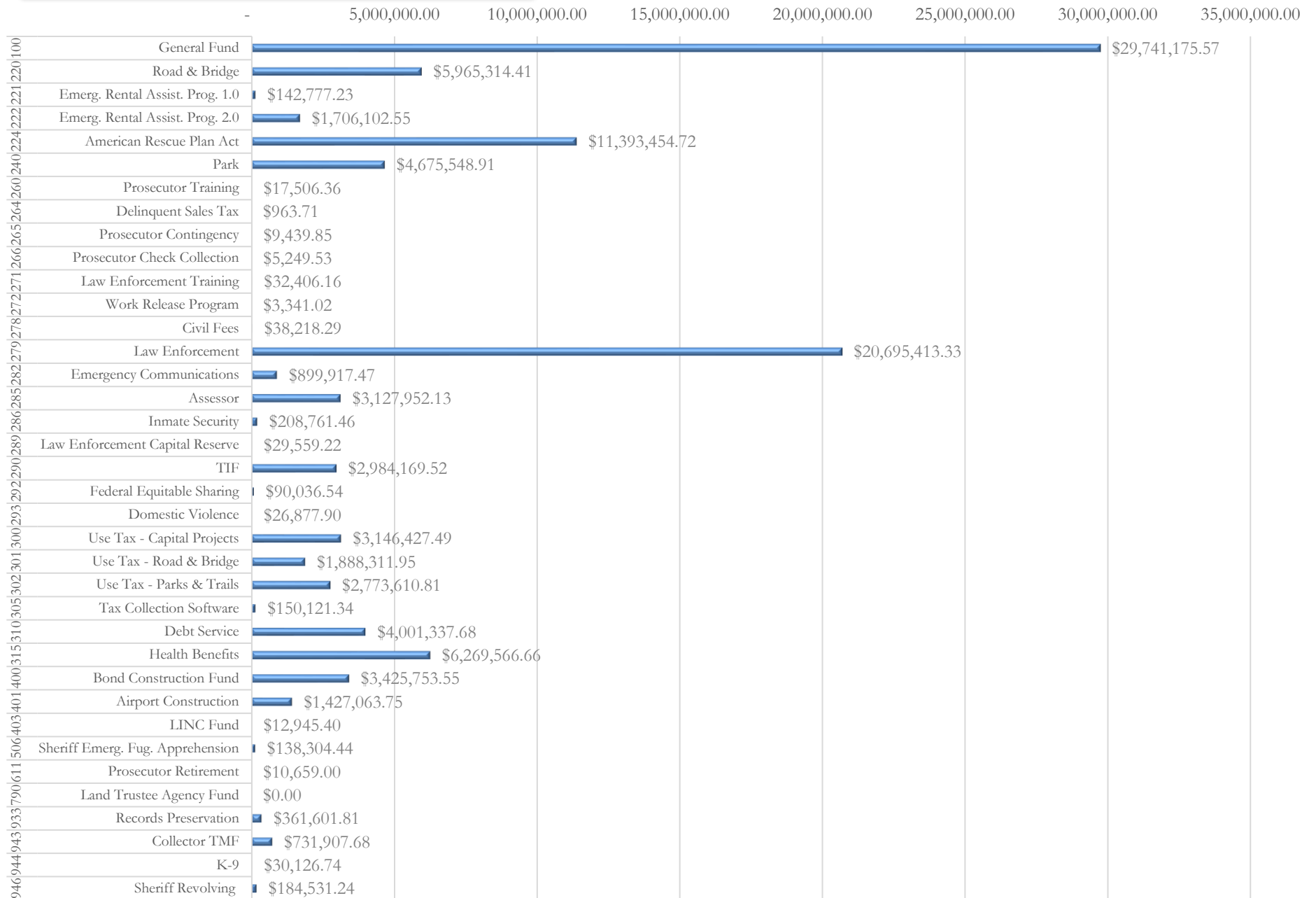
2022 General Fund Actual Expenditures YTD



2022 General Fund County Operations Expenditures YTD



2022 Expenditures YTD by Fund



2022 YTD Revenue Comparison

